



WORLD PORT TOURNAMENT








WORLD PORT
TOURNAMENT BASEBALL

POWERED BY  MAJOR LEAGUE BASEBALL

www.worldporttournament.nl

Daily Report Final
26th July 2013

Final Standing

- | | |
|---|---|
| 1 |  Cuba (CUB) |
| 2 |  Netherlands (NED) |
| 3 |  Curacao (CUR) |
| 4 |  Japan (JPN) |
| 4 |  Chinese Taipei (TPE) |

Individual Awards

Leading Batter

 **SANTOYA Yasiel** (CUB) 0.567

Pitcher Best ERA

 **MARKWELL Diegomar** (NED) 1.29 in 7 inning

Most Valuable Player

 **GURRIEL Lourdes** (CUB)

Homerun King

 **VAZQUEZ Osvaldo** (CUB)

Best Rookie

 **DIAZ Christian** (NED)

Most Popular Player

 **KEMP Dwayne** (NED)

Press Award

 **LEGITO Raily** (CUR)



Officials

Commissioner:

Johan Brandsma

Umpires

Roy v/d Wateringen
Prybil Frantisêk
Olav Steijger
Martijn Bosschaart

Stenar van Groningen Schinkel
Winfried Berkvens
Henri van Heijningen
Mojmir Jancovic

Scorekeepers

Alex v/d Berg
Francis Speters

Jeanette van Drunen

Scoring Director

Huub Nelissen



WORLD PORT TOURNAMENT



Roster

	Chinese Taipei	TPE
--	-----------------------	------------


##	Name	Pos	B/T	Ht	Wt	Cl	Date of Birth
---	----	---	---	--	--	--	-----
2	KAN Ming Yen	C	R/R			SR	15/01/1990
7	HSIAO Po Ting	IF	L/R			SR	20/08/1989
11	HUANG Yi Chih	P	R/R			SR	01/06/1992
15	LU Yen Ping	P	L/L			SR	10/03/1996
16	WANG Yu Pu	P	L/L			SR	18/01/1996
17	TSAI Wei Fan	P	R/R			SR	27/04/1993
19	HUANG Tzu Peng	P	R/R			SR	19/03/1994
21	CHEN Yi Hung	IF	R/R			SR	26/03/1994
22	LIN Wei Chih	P	R/R			SR	29/09/1992
24	CHEN Chieh Hsien	OF	L/R			SR	07/01/1994
25	YANG Tai Chun	IF	R/R			SR	19/09/1993
26	LIN Tzu Chieh	OF	R/R			SR	13/05/1991
27	WU Sung Hsun	C	R/R			SR	16/08/1992
29	LEE TsuNG Hsien	IF	R/R			SR	29/06/1994
32	PAN Yen Ting	IF	L/R			SR	03/02/1994
49	HUANG Chia Wei	C	R/R			SR	05/02/1986
55	WANG Tsung Hao	P	L/L			SR	27/08/1990
58	WANG Hsiang Ying	P	R/R			SR	07/02/1992
60	HSU Kai hsiang	P	R/R			SR	22/10/1994
62	CHEN Wei Chih	IF	R/R			SR	23/09/1986
65	TSAO Yu Ning	OF	R/R			SR	24/04/1994
72	PENG Shih Ying	P	L/L			SR	02/07/1992
81	SU Chih Chien	IF	L/R			SR	28/07/1994
98	LIN Han	IF	R/R			SR	24/01/1985
88	KUO LEE Chien Fu	Manager					
70	KANG Ming Shan	Coach					
3	LIN Chung I	Coach					
13	CHIU Min Shun	Coach					
	YU Hao Yi	Staff					
	LIN San-Tai	Interpreter					
	CHEN Chun Chi	Trainer					
	TSAI Feng Yuan	Trainer					



WORLD PORT TOURNAMENT



Roster

	Cuba	CUB
---	-------------	------------

##	Name	Pos	B/T	Ht	Wt	Cl	Date of Birth
--	----	---	---	--	--	--	-----
16	GARCIA Jose Angel	P	R/R			SR	1981
18	FISS Yoevis	OF	R/R			SR	1979
19	AGUILERA Danny	P	R/R			SR	1983
21	BARCELAN Jose L.	IF	R/R			SR	1991
28	MONTHIET Frank	P	R/R			SR	1987
29	GALVEZ Dainier	IF	R/R			SR	1986
31	VAZQUES Osvaldo	C	R/R			SR	1990
33	SARDUY Andy	IF	R/R			SR	1983
41	SANTOYA Yasiel	IF-OF	R/R			SR	1981
46	MORENO Adrain	IF	R/R			SR	1989
47	GRACIAL Yurisbel	IF-OF	R/R			SR	1985
48	HECHEVARRIA Yadiel	P	R/R			SR	1989
49	LICOR	P	L/L			SR	1978
50	LAHERA Miguel	P	R/R			SR	1990
51	CRUZ Yoalkis	P	R/R			SR	1980
53	BORRERO Ariel	IF	L/L			SR	1972
57	PENA Olber	C	R/R			SR	1992
61	MARTINEZ Jonder	OF-IF	R/R			SR	1993
63	RAJIV Adrian	P	R/R			SR	1988
65	BICET Alberto	P	R/R			SR	1984
70	RABI Yadir	P	R/R			SR	1994
80	SAMON Yordanis	P	R/R			SR	1988
83	HURTADO Reutilio	OF-DH	R/R			SR	1975
91	YUNIELSKI Lourdes	IF	R/R			SR	1993
32	MESA Victor	Manager					
9	LOPEZ Lazaro	Coach					
53	RODRIGUEZ Jose Luis	Coach					
22	GARCIA Rogelio	Pitching coach					
	VERRIER Yoanis	Doctor					
	CASTILLO Jose Antonio	Head delegation					



WORLD PORT TOURNAMENT



Roster

	Curacao	CUR
---	----------------	------------

##	Name	Pos	B/T	Ht	Wt	Cl	Date of Birth
---	----	---	---	---	---	---	-----
2	ANTERSIUN Sherwenne	P	L/L			SR	
3	FECUNDA Reyhan	OF	R/R			SR	
4	JAMANIKA Ramses	P	R/R			SR	
5	BROWN Marvin	P	L/L			SR	
7	SNIJDERS Ulrich	C	R/R			SR	
9	CLEOFA Rojean	OF	R/R			SR	
10	MUJICA Shurendell	IF	R/R			SR	
11	GURP Raywendley van	IF	R/R			SR	
12	MARTIS Evenon	P	R/R			SR	
13	JOUBERT Djonny	IF	R/R			SR	
14	VELTKAMP Nick	P	L/L			SR	
18	ASCENCION Quincy	OF	R/R			SR	
19	BALENTINA Ramiro	C	R/R			SR	
20	HARIQUES Claysandy	P	R/R			SR	
21	EUSTATIUS Roderick	P	R/R			SR	
22	ISABELLA Raydel	P	R/R			SR	
23	MEYER Edinho	IF	R/R			SR	
24	DORAN Curtney	OF	R/R			SR	
27	MARTINA Richene	P	R/R			SR	
30	LEGITO Raily	IF	R/R			SR	
31	SILVANIA Kelvin	OF	L/L			SR	
42	ALBERTUS Rodienne	P	L/L			SR	
44	BALENTINA Jonathan	P	L/L			SR	
45	GREGORIUS Johannes	IF	R/R			SR	

GURP Raymond van	Manager
MEIRELES Roberto	Pitching Coach
ISABELLA Vernon	Trainer
BETORINA Ramsey	Coach
OBISPO Richard	Coach
CONFESOR Franklin	Coach
COMENENCIA Melfried	Bench Coach
DUNCAN Robert	Masseur



WORLD PORT TOURNAMENT



Roster

	Japan	JPN
---	--------------	------------

##	Name	Pos	B/T	Ht	Wt	Cl	Date of Birth
--	----	---	---	--	--	--	-----
1	KIDOJI Kazuki	I	R/R			SR	27-08-1993
2	KONAKA Yuhei	O	L/R			SR	17-01-1994
3	YAMAMOTO Shusaku	O	L/R			SR	16-09-1995
5	MITSUYA Hiromasa	O	L/R			SR	05-06-1994
6	SHONO Yuto	I	L/R			SR	04-08-1994
7	TAMURA Tsuyoshi	I	R/R			SR	06-09-1993
8	SHIBUMURA Ryosuke	I	R/R			SR	10-08-1994
9	NATSUMI Hiroki	I	L/R			SR	07-04-1994
10	KIMURA Yuki	C	L/R			SR	12-02-1994
11	MONZEN Yuta	P	L/L			SR	15-10-1996
14	YAMAMOTO Tatsuya	P	R/R			SR	03-06-1994
15	TAMURA Ryotaro	P	R/R			SR	18-07-1994
16	OTA Makoto	P	L/R			SR	28-08-1993
17	NAKAGAWA Kazuto	P	L/L			SR	20-12-1995
18	YOZA Kento	P	R/R			SR	17-07-1993
19	HATTORI Ryohsuke	P	L/L			SR	04-07-1995
20	SAWADA Masatoshi	O	R/R			SR	24-06-1995
21	SAKAMOTO Ryusei	P	R/R			SR	17-07-1995
23	KATADA Keitaro	O	L/R			SR	30-09-1995
24	UEDA Teppei	I	L/R			SR	22-04-1994
25	HARADA Kazuma	I	R/R			SR	30-03-1994
26	KATO Takaya	I	R/R			SR	15-10-1993
27	HATA Ryosuke	C	R/R			SR	02-08-1994
39	OHSUGI Yuto	C	R/R			SR	23-04-1994
50	NAKANO Kazuhiko	Manager					
51	FUJIWARA Tadamasa	Coach					
52	NAKAGAWA Toru	Coach					
	FUJIHARA Taku	Scorer					
	KAWABATA Norikuni	Medic					
	IMOTO Yasunori	Delegation leader					



WORLD PORT TOURNAMENT



Roster

	Netherlands	NED
---	--------------------	------------

##	Name	Pos	B/T	Ht	Wt	Cl	Date of Birth
---	-----	---	---	--	--	--	-----
2	URBANUS Nick	IF	B/R			SR	29/03/1992
3	DRIEL Berry van	P	R/R			SR	26/12/1984
4	LEONORA Dudley	IF	R/R			SR	15/12/1991
7	KEMP Dwayne	IF	R/R			SR	24/02/1988
8	DUURSMA Michael	IF	R/R			SR	26/02/1978
12	RICARDO Dashenko	C	R/R			SR	01/03/1990
13	HEYTEK Kevin	P	R/R			SR	19/04/1988
14	CORNELISSE Bayron	P	R/R			SR	11/04/1993
16	MEER Stijn van der	IF	R/L			SR	01/05/1993
17	BOEKHOUDT Gianison	C	R/R			SR	15/10/1989
18	LAMPE Gilmer	OF	R/R			SR	01/03/1990
19	CORDEMANS Rob	P	R/R			SR	31/10/1974
20	BOLSENBROEK Mike	P	R/R			SR	11/03/1987
22	MOESQUIT Kevin	IF	R/R			SR	20/06/1991
23	DAANTJI Shaldimar	OF	R/R			SR	04/05/1984
25	CUBA Quintin de	C	R/R			SR	09/09/1987
26	PLOEGER Jim	P	L/L			SR	21/06/91
27	ROMBLEY Danny	OF	R/R			SR	26/11/1979
32	DIAZ Christian	OF	L/L			SR	15/06/1989
33	KELLY Kevin	P	R/R			SR	27/05/1990
36	MARKWELL Diegomar	P	L/L			SR	08/08/1980
40	YNYEMA Orlando	P	R/R			SR	21/02/1986
42	ASJES Arshwin	P	R/R			SR	19/09/1985
51	MIL Loek van	P	R/R			SR	15/09/1984
10	JANSSEN Steve	Head Coach					
41	HARTLEY Mike	Pitching Coach					
44	THIJSSSEN	Coach					
9	HOEN Evert Jan 't	Coach					
24	JONG Sidney de	Bench Coach					
34	MARTINUS Wim	Bullpen Coach					
	TAMMING Rob	Physiotherapist					
	INGEN Pepijn van	Physiotherapist					
	MEIRESONNE Ton	Equipment manager					
	MEIJERS Peter	Team manager					




WORLD PORT TOURNAMENT



Teams

 Japan

 Chinese Taipei

 Curacao

 Netherlands

 Cuba

DAY	DATE	TIME	#	HOME	AWAY				Inn
Saturday	18 july	13:30	1	Japan	Curacao	12	-	2	7
		19:00	2	Netherlands	Chinese Taipei	6	-	5	12
Sunday	19 july	13:30	3	Curacao	Netherlands	6	-	10	
		19:00	4	Cuba	Chinese Taipei	4	-	2	
Monday	20 july	13:30	5	Chinese Taipei	Curacao	0	-	4	
		19:00	6	Japan	Cuba	5	-	13	11
Tuesday	21 july	13:30	7	Chinese Taipei	Japan	6	-	4	
		19:00	8	Cuba	Netherlands	7	-	12	
Wednesday	22 july	13:30	9	Curacao	Cuba	7	-	11	
		19:00	10	Netherlands	Japan	2	-	1	
Thursday	23 july	13:30	11	Japan	Curacao	5	-	14	
		19:00	12	Netherlands	Cuba	8	-	4	
Friday	24 july	13:30	13	Cuba	Chinese Taipei	4	-	3	
		19:00	14	Netherlands	Curacao	19	-	1	7
Saturday	25 july	13:30	15	Japan	Chinese Taipei	<i>Cancelled due to rain</i>			
		19:00	16	Cuba	Curacao	4	-	3	
Sunday	26 july	13:30	17	Netherlands	Cuba	3	-	5	



WORLD PORT TOURNAMENT



Game Summary 1

	Japan (JPN) – Curacao (CUR)	
--	------------------------------------	--

Score by Innings R H E

 CURACAO..... 110 000 0 - 2 6 2
 JAPAN..... 031 242 X - 12 11 1

Jul 18, 2015 at Rotterdam (Familiestadion)

CURACAO 2 (0-1)

Player	AB	R	H	BI	2B	3B	HR	BB	SB	CS	HP	SH	SF	SO	IBB	KL	GDP	PO	A	E
GURP dh	4	1	2	1	0	0	0	0	1	0	0	0	0	0	0	0	1	0	0	0
CLEOFA cf	3	0	0	0	0	0	0	0	0	0	0	0	0	1	0	0	0	4	0	0
GREGORIUS 2b	3	0	1	1	0	0	0	0	0	0	0	0	0	0	0	0	0	2	0	0
LEGITO 3b	3	0	1	0	0	0	0	0	0	0	0	0	0	0	0	0	0	1	2	1
BALENTINA R. c	3	0	1	0	0	0	0	0	0	0	0	0	0	0	0	0	0	3	1	0
SNIJDERS 1b	3	0	0	0	0	0	0	0	0	0	0	0	0	2	0	2	0	3	0	1
SILVANIA 1b	0	0	0	0	0	0	0	0	0	0	0	0	0	0	0	0	0	2	0	0
ASCENCION lf	2	1	0	0	0	0	0	1	1	0	0	0	0	0	0	0	0	2	0	0
DORAN rf	3	0	0	0	0	0	0	0	0	0	0	0	0	1	0	0	0	1	0	0
ISABELLA ss	1	0	0	0	0	0	0	0	0	0	0	0	0	1	0	0	0	0	2	0
MUJICA ph/ss	1	0	1	0	0	0	0	1	0	0	0	0	0	0	0	0	0	0	1	0
VELTKAMP p	0	0	0	0	0	0	0	0	0	0	0	0	0	0	0	0	0	0	0	0
HARIQUES p	0	0	0	0	0	0	0	0	0	0	0	0	0	0	0	0	0	0	0	0
JAMANIKA p	0	0	0	0	0	0	0	0	0	0	0	0	0	0	0	0	0	0	1	0
Totals.....	26	2	6	2	0	0	0	2	2	0	0	0	0	5	0	2	1	18	7	2

JAPAN 12 (1-0)

Player	AB	R	H	BI	2B	3B	HR	BB	SB	CS	HP	SH	SF	SO	IBB	KL	GDP	PO	A	E
SHONO 3b	5	2	3	3	1	0	0	0	0	0	0	0	0	0	0	0	0	0	1	0
MITSUUYA lf	4	0	2	2	0	0	0	1	0	0	0	0	0	0	0	0	0	2	0	0
KIMURA c	3	1	1	2	0	0	0	1	0	0	0	0	0	0	0	0	0	6	0	0
TAMURA T. ss	3	0	1	2	1	0	0	0	0	0	0	0	1	1	0	1	0	1	5	0
UEDA dh	3	2	1	0	0	0	0	1	0	0	0	0	0	0	0	0	0	0	0	0
KIDOJI 2b	3	2	2	1	0	1	0	1	0	0	0	0	0	1	0	1	0	2	0	0
HARADA 1b	3	1	0	0	0	0	0	0	0	0	0	1	0	0	0	0	0	5	0	0
KATADA cf	3	1	0	0	0	0	0	1	0	0	0	0	0	0	0	0	0	3	0	1
KONAKA rf	1	3	1	0	0	0	0	1	2	0	1	1	0	0	0	0	0	2	0	0
YOZA p	0	0	0	0	0	0	0	0	0	0	0	0	0	0	0	0	0	0	1	0
Totals.....	28	12	11	10	2	1	0	6	2	0	1	2	1	2	0	2	0	21	7	1

CURACAO	IP	H	R	ER	BB	SO	WP	HB	BK	IBB	SH	SF	CI	2B	3B	HR	AB	BF	FO	GO	NP
VELTKAMP L,0-1	3.0	4	6	5	3	1	1	1	0	0	2	0	0	0	1	0	12	18	3	5	69
HARIQUES	1.2	5	4	2	1	1	0	0	0	0	0	1	0	0	0	0	10	12	2	1	52
JAMANIKA	1.1	2	2	2	2	0	0	0	0	0	0	0	0	2	0	0	6	8	2	2	30

JAPAN	IP	H	R	ER	BB	SO	WP	HB	BK	IBB	SH	SF	CI	2B	3B	HR	AB	BF	FO	GO	NP
YOZA W,1-0	7.0	6	2	2	2	5	1	0	0	0	0	0	0	0	0	0	26	28	9	6	89

Umpires - HP: PRYBIL Frantisek 1B: BERKVENs Winfried 2B: GRONINGEN van Stenar
 3B: WATERINGEN v/d Roy Start: 13:30 Time: 2:04 Attendance:
 Scorers - SPETERS Francis, BERG vd Alex
 TC - BRANDSMA Johan

Weather: sunny
 Game notes: VELTKAMP faced 2 batters in the 4th.



WORLD PORT TOURNAMENT



Game Summary 2

Netherlands (NED) – Chinese Taipei (TPE)



Score by Innings

R H E

CHINESE TAIPEI.....	021	100	000	010	-	5	7	0
NETHERLANDS.....	010	010	002	011	-	6	10	3

Jul 18, 2015 at Rotterdam (Familiestadion)

CHINESE TAIPEI 5 (0-1)

Player	AB	R	H	BI	2B	3B	HR	BB	SB	CS	HP	SH	SF	SO	IBB	KL	GDP	PO	A	E
TSAO cf	5	0	0	0	0	0	0	0	0	0	0	0	0	0	0	0	1	6	0	0
HSIAO ss	5	1	1	0	0	0	0	0	0	0	0	0	0	0	0	0	0	5	3	0
PAN dh	3	0	0	0	0	0	0	0	0	0	0	0	0	1	0	0	0	0	0	0
SU ph/dh	2	0	0	0	0	0	0	0	0	0	0	0	0	2	0	0	0	0	0	0
YANG 1b	5	2	1	0	0	0	0	0	0	0	0	0	0	0	0	1	9	1	0	0
LIN H. 2b	4	1	2	2	2	0	0	1	0	0	0	0	0	1	0	0	0	2	3	0
CHEN C. lf	5	0	1	1	0	0	0	0	0	0	0	0	0	0	0	0	0	1	0	0
HUANG C. c	4	1	1	0	0	0	0	0	0	1	0	0	0	1	0	1	0	9	0	0
CHEN Y. ph	1	0	0	0	0	0	0	0	0	0	0	0	0	0	0	0	0	0	0	0
WU c	0	0	0	0	0	0	0	0	0	0	0	0	0	0	0	0	0	0	0	0
CHEN W. 3b	3	0	1	0	0	0	0	2	0	0	0	0	0	1	0	0	0	0	4	0
LEE rf	1	0	0	1	0	0	0	1	0	0	0	0	1	1	0	1	0	2	0	0
LIN T. rf	2	0	0	0	0	0	0	0	0	0	0	0	0	1	0	0	0	0	0	0
WANG T. p	0	0	0	0	0	0	0	0	0	0	0	0	0	0	0	0	0	0	2	0
LIN W. p	0	0	0	0	0	0	0	0	0	0	0	0	0	0	0	0	0	0	0	0
TSAI p	0	0	0	0	0	0	0	0	0	0	0	0	0	0	0	0	0	0	0	0
PENG p	0	0	0	0	0	0	0	0	0	0	0	0	0	0	0	0	0	1	0	0
Totals.....	40	5	7	4	2	0	0	4	0	1	0	0	1	8	0	2	2	35	13	0

NETHERLANDS 6 (1-0)

Player	AB	R	H	BI	2B	3B	HR	BB	SB	CS	HP	SH	SF	SO	IBB	KL	GDP	PO	A	E
KEMP 3b	3	1	1	0	1	0	0	0	0	0	0	0	0	1	0	0	0	0	1	2
URBANUS ph/3b	3	0	0	0	0	0	0	0	0	0	0	0	0	0	0	0	0	0	1	0
MEER ss	4	0	0	0	0	0	0	1	0	0	0	1	0	0	0	0	0	4	5	0
ROMBLEY rf	4	0	1	2	0	0	0	0	0	0	0	2	0	0	0	0	1	5	0	0
BOEKHOUDT dh	5	0	1	0	0	0	0	0	0	0	0	0	0	3	0	0	0	0	0	0
DUURSMA pr/dh	0	1	0	0	0	0	0	0	0	0	0	0	0	0	0	0	0	0	0	0
RICARDO c	5	1	1	0	0	0	0	0	0	0	0	0	0	1	0	0	0	8	1	0
DIAZ lf	5	1	2	0	0	0	0	0	0	0	0	0	0	1	0	0	0	3	0	0
LEONORA 1b	2	0	1	1	0	0	0	0	0	0	0	1	0	0	0	0	0	8	0	0
CUBA 1b	2	0	0	0	0	0	0	0	0	0	0	0	0	0	0	0	0	4	0	0
MOESQUIT 2b	3	1	2	2	0	0	1	2	0	0	0	0	0	0	1	0	0	1	2	0
DAANTJI cf	3	0	1	0	0	0	0	0	0	0	0	0	0	2	0	0	0	1	0	0
LAMPE ph/cf	1	1	0	1	0	0	0	1	0	0	0	0	0	0	0	0	0	1	0	0
CORDEMANS p	0	0	0	0	0	0	0	0	0	0	0	0	0	0	0	0	0	0	3	0
MIL p	0	0	0	0	0	0	0	0	0	0	0	0	0	0	0	0	0	0	0	0
CORNELISSE p	0	0	0	0	0	0	0	0	0	0	0	0	0	0	0	0	0	0	0	1
Totals.....	40	6	10	6	1	0	1	4	0	0	0	2	2	8	1	0	1	36	13	3

CHINESE TAIPEI IP H R ER BB SO WP HB BK IBB SH SF CI 2B 3B HR AB BF FO GO NP

WANG T.	5.0	6	2	2	2	5	0	0	0	0	2	1	0	1	0	0	17	22	5	4	89
LIN W.	2.0	0	0	0	0	1	0	0	0	0	0	0	0	0	0	0	6	6	2	3	25
TSAI	2.2	3	2	2	0	1	0	0	0	0	0	0	0	0	0	1	11	11	6	1	32
PENG L,0-1	2.0	1	2	0	2	1	0	0	0	1	0	1	0	0	0	0	6	9	2	3	26
NETHERLANDS	IP	H	R	ER	BB	SO	WP	HB	BK	IBB	SH	SF	CI	2B	3B	HR	AB	BF	FO	GO	NP

CORDEMANS	8.0	5	4	3	3	6	0	0	0	0	0	1	0	1	0	0	28	32	8	8	96
MIL	3.0	2	1	0	1	1	0	0	0	0	0	0	0	1	0	0	9	10	3	3	39
CORNELISSE W,1-0	1.0	0	0	0	0	1	0	0	0	0	0	0	0	0	0	0	3	3	1	1	11

Umpires - HP: STEIJGER Olav 1B: HEIJNINGEN van Henri 2B: BOSSCHAART Martijn

3B: JANCOVIC Mojmir Start: 19:00 Time: 3:51 Attendance:

Scorers - DRUNEN van Jeanette, BERG vd Alex

TC - BRANDSMA Johan Weather: sunny

Game notes:



WORLD PORT TOURNAMENT



Game Summary 3



Curacao (CUR) – Netherlands (NED)



Score by Innings	R	H	E
NETHERLANDS.....	020	340	100
CURACAO.....	200	000	310

Jul 19, 2015 at Rotterdam (Familiestadion)

NETHERLANDS 10 (2-0)

Player	AB	R	H	BI	2B	3B	HR	BB	SB	CS	HP	SH	SF	SO	IBB	KL	GDP	PO	A	E
MOESQUIT 2b	3	0	0	0	0	0	0	0	0	0	0	0	0	0	0	0	0	3	3	0
DUURSMA ph/2b	2	0	0	0	0	0	0	0	0	0	0	0	0	1	0	0	0	1	0	0
MEER ss	5	1	1	0	1	0	0	0	0	0	0	0	0	1	0	0	0	1	3	0
ROMBLEY rf	5	1	1	0	0	0	0	0	1	0	0	0	0	1	0	1	0	1	0	0
BOEKHOUDT dh	1	3	0	0	0	0	2	0	0	0	0	0	0	0	0	0	0	0	0	0
LAMPE ph	2	0	0	0	0	0	0	0	0	0	0	0	0	0	0	0	0	0	0	0
RICARDO c	5	1	0	1	0	0	0	0	0	0	0	0	0	0	0	0	0	0	7	0
DIAZ lf	4	2	3	0	0	0	1	0	0	0	0	0	0	0	0	0	0	1	0	0
CUBA 1b	4	2	2	3	1	0	0	1	0	0	0	0	0	0	1	0	0	7	0	0
URBANUS 3b	4	0	1	2	0	0	0	0	0	0	1	0	0	0	0	0	0	1	1	0
DAANTJI cf	5	0	3	3	0	0	0	0	0	0	0	0	0	0	0	0	0	5	0	0
HEYSTEK p	0	0	0	0	0	0	0	0	0	0	0	0	0	0	0	0	0	0	0	1
PLOEGER p	0	0	0	0	0	0	0	0	0	0	0	0	0	0	0	0	0	0	0	1
BOLSENBROEK p	0	0	0	0	0	0	0	0	0	0	0	0	0	0	0	0	0	0	0	0
DRIEL p	0	0	0	0	0	0	0	0	0	0	0	0	0	0	0	0	0	0	0	0
KELLY p	0	0	0	0	0	0	0	0	0	0	0	0	0	0	0	0	0	0	0	0
ASJES p	0	0	0	0	0	0	0	0	0	0	0	0	0	0	0	0	0	0	0	0
Totals.....	40	10	11	9	2	0	0	4	1	0	1	0	0	3	1	1	0	27	9	0

CURACAO 6 (0-2)

Player	AB	R	H	BI	2B	3B	HR	BB	SB	CS	HP	SH	SF	SO	IBB	KL	GDP	PO	A	E
GURP dh	5	0	2	3	1	0	0	0	0	0	0	0	0	0	0	0	0	0	0	0
MUJICA ss	4	1	1	0	0	0	0	0	0	0	0	0	0	0	0	0	0	1	2	1
GREGORIUS 2b/3b	4	2	1	0	1	0	0	0	0	0	0	0	0	0	0	0	0	2	3	1
LEGITO 3b	3	0	1	1	1	0	0	0	0	0	0	0	0	0	0	0	0	1	3	2
FECUNDA rf	1	0	0	0	0	0	0	0	0	0	0	0	0	0	0	0	0	1	0	0
SILVANIA lf	3	1	3	2	0	0	0	1	0	0	0	0	0	0	0	0	0	2	0	0
BALENTINA R. c	2	0	0	0	0	0	0	0	0	0	0	0	0	0	0	0	1	2	0	0
SNIJDERS ph/c	1	1	0	0	0	0	0	1	0	0	0	0	0	1	0	0	0	2	0	0
JOUBERT 1b	2	0	0	0	0	0	0	0	0	0	0	0	0	1	0	0	0	9	0	1
MEYER ph/lb	2	1	1	0	0	0	0	0	0	0	0	0	0	0	0	0	0	3	0	0
DORAN rf/2b	4	0	1	0	0	0	0	0	0	0	0	0	0	3	0	0	0	2	1	0
CLEOFA cf	4	0	0	0	0	0	0	0	0	0	0	0	0	2	0	1	1	2	1	0
ISABELLA p	0	0	0	0	0	0	0	0	0	0	0	0	0	0	0	0	0	0	0	0
MARTINA p	0	0	0	0	0	0	0	0	0	0	0	0	0	0	0	0	0	0	0	0
MARTIS p	0	0	0	0	0	0	0	0	0	0	0	0	0	0	0	0	0	0	0	0
ANTERSIJN p	0	0	0	0	0	0	0	0	0	0	0	0	0	0	0	0	0	0	0	0
Totals.....	35	6	10	6	3	0	0	2	0	0	0	0	0	7	0	1	2	27	10	5

NETHERLANDS	IP	H	R	ER	BB	SO	WP	HB	BK	IBB	SH	SF	CI	2B	3B	HR	AB	BF	FO	GO	NP
HEYSTEK W,1-0	5.0	6	2	2	0	2	0	0	0	0	0	0	0	1	0	0	19	19	6	5	60
PLOEGER	1.0	0	0	0	0	0	0	0	0	0	0	0	0	0	0	0	3	3	2	1	11
BOLSENBROEK	0.1	1	3	3	2	1	0	0	0	0	0	0	0	0	0	0	2	4	0	0	23
DRIEL	0.2	1	0	0	0	1	1	0	0	0	0	0	0	1	0	0	3	3	0	1	14
KELLY	1.0	2	1	1	0	1	0	0	0	0	0	0	0	1	0	0	5	5	2	0	15
ASJES	1.0	0	0	0	0	2	0	0	0	0	0	0	0	0	0	0	3	3	1	0	10

CURACAO	IP	H	R	ER	BB	SO	WP	HB	BK	IBB	SH	SF	CI	2B	3B	HR	AB	BF	FO	GO	NP
ISABELLA L,0-1	4.0	5	6	1	2	0	1	0	1	1	0	0	0	2	0	0	18	20	5	6	69
MARTINA	0.1	2	3	3	2	0	0	0	0	0	0	0	0	0	0	0	3	5	0	1	22
MARTIS	2.2	3	1	0	0	1	0	0	0	0	0	0	0	0	0	0	11	11	4	3	35
ANTERSIJN	2.0	1	0	0	0	2	1	1	0	0	0	0	0	0	0	0	8	9	1	3	28

Umpires - HP: BERKVEN Winfried 1B: GRONINGEN van Stenar 2B: WATERINGEN v/d
 Roy 3B: FRANTISEK Prybil
 Scorers - SPETERS Francis, DRUNEN van Jeanette
 TC - BRANDSMA Johan Start: 13:30 Time: 3:00 Attendance:

Weather: cloudy
 Game notes:
 ISABELLA faced 1 batter in the 5th.



WORLD PORT TOURNAMENT



Game Summary 4

	Cuba (CUB) – Chinese Taipei (TPE)	
--	--	--

Score by Innings

	R	H	E
CHINESE TAIPEI.....	000	001	010
CUBA.....	211	000	00X

Jul 19, 2015 at Rotterdam (Familiestadion)

CHINESE TAIPEI 2 (0-2)

Player	AB	R	H	BI	2B	3B	HR	BB	SB	CS	HP	SH	SF	SO	IBB	KL	GDP	PO	A	E
TSAO cf	2	0	2	1	0	1	0	1	1	0	0	1	0	0	0	0	0	2	0	0
LEE rf	4	0	0	0	0	0	0	0	0	0	0	0	0	2	0	2	0	3	0	0
YANG 1b	4	0	0	1	0	0	0	0	0	0	0	0	1	0	1	0	10	0	0	0
LIN H. 2b	2	0	0	0	0	0	0	0	0	0	0	0	0	0	0	0	0	0	0	0
PAN 2b	2	0	0	0	0	0	0	0	0	0	0	0	0	0	0	0	0	0	2	0
HSIAO ss	2	0	1	0	0	0	0	0	0	1	0	0	0	0	0	0	0	1	2	1
LIN T. ss	2	0	0	0	0	0	0	0	0	0	0	0	1	0	0	0	1	1	1	0
SU dh	4	0	1	0	0	0	0	0	0	0	0	0	0	2	0	2	0	0	0	0
WU c	3	0	0	0	0	0	0	0	0	0	0	0	0	0	0	0	4	2	0	0
KAN c	1	0	0	0	0	0	0	0	0	0	0	0	0	0	0	0	0	1	0	0
CHEN W. 3b	2	0	0	0	0	0	0	0	0	0	0	0	0	0	0	0	0	1	3	0
CHEN Y. 3b	1	1	1	0	0	0	0	0	0	0	0	0	0	0	0	0	0	0	2	1
CHEN C. lf	2	1	1	0	0	0	0	1	0	0	0	0	0	0	0	0	1	0	0	0
WANG Y. p	0	0	0	0	0	0	0	0	0	0	0	0	0	0	0	0	0	0	0	0
HSU p	0	0	0	0	0	0	0	0	0	0	0	0	0	0	0	0	0	0	0	0
WANG H. p	0	0	0	0	0	0	0	0	0	0	0	0	0	0	0	0	0	0	0	0
LU p	0	0	0	0	0	0	0	0	0	0	0	0	0	0	0	0	0	0	0	0
Totals.....	31	2	6	2	0	1	0	2	1	1	0	1	0	6	0	5	0	24	12	2

CUBA 4 (1-0)

Player	AB	R	H	BI	2B	3B	HR	BB	SB	CS	HP	SH	SF	SO	IBB	KL	GDP	PO	A	E
YUNIELSKI ss	5	0	2	0	0	0	0	0	0	0	0	0	0	2	0	0	0	1	3	0
FISS rf	5	0	1	0	0	0	0	0	0	0	0	0	0	0	0	0	0	2	0	0
GRACIAL 3b	3	1	0	1	0	0	0	1	0	0	0	0	1	0	0	0	0	2	3	0
BORRERO 1b	2	1	0	0	0	0	0	3	0	0	0	0	0	0	0	0	0	9	1	0
HURTADO cf	5	0	0	0	0	0	0	0	0	0	0	0	0	2	0	1	0	2	0	0
SAMON dh	4	0	1	2	0	0	0	0	0	0	0	0	0	0	0	0	0	0	0	0
SANTOYA lf	4	0	2	0	0	0	0	0	0	1	0	0	0	0	0	0	0	2	0	0
VAZQUES c	3	1	2	0	0	0	0	1	1	0	0	0	0	0	0	0	0	6	1	0
GALVEZ 2b	3	1	2	1	1	0	0	0	0	0	1	0	0	0	0	0	0	2	3	0
MARTINEZ p	0	0	0	0	0	0	0	0	0	0	0	0	0	0	0	0	0	1	1	0
AGUILERA p	0	0	0	0	0	0	0	0	0	0	0	0	0	0	0	0	0	0	1	0
RABI p	0	0	0	0	0	0	0	0	0	0	0	0	0	0	0	0	0	0	0	0
RAJIV p	0	0	0	0	0	0	0	0	0	0	0	0	0	0	0	0	0	0	0	0
HECHEVARRIA p	0	0	0	0	0	0	0	0	0	0	0	0	0	0	0	0	0	0	0	0
LAHERA p	0	0	0	0	0	0	0	0	0	0	0	0	0	0	0	0	0	0	0	0
Totals.....	34	4	10	4	1	0	0	5	1	1	1	0	1	4	0	1	0	27	13	0

CHINESE TAIPEI	IP	H	R	ER	BB	SO	WP	HB	BK	IBB	SH	SF	CI	2B	3B	HR	AB	BF	FO	GO	NP
WANG Y. L,0-1	3.0	7	4	3	3	3	1	0	0	0	0	1	0	1	0	0	15	19	2	3	67
HSU	2.0	2	0	0	0	0	0	1	0	0	0	0	0	0	0	0	8	9	3	3	34
WANG H.	2.0	0	0	0	1	0	0	0	0	0	0	0	0	0	0	0	7	8	3	3	30
LU	1.0	1	0	0	1	1	0	0	0	0	0	0	0	0	0	0	4	5	1	1	19

CUBA	IP	H	R	ER	BB	SO	WP	HB	BK	IBB	SH	SF	CI	2B	3B	HR	AB	BF	FO	GO	NP
MARTINEZ W,1-0	5.0	2	0	0	1	3	0	0	0	0	0	0	0	0	1	0	16	17	4	7	73
AGUILERA	1.0	1	1	1	1	1	0	0	0	0	0	0	0	0	0	0	4	5	0	2	14
RABI	1.0	0	0	0	0	1	0	0	0	0	0	0	0	0	0	0	3	3	1	1	10
RAJIV	0.0	2	1	1	0	0	0	0	1	0	0	0	0	0	0	0	2	2	0	0	8
HECHEVARRIA	1.0	0	0	0	0	0	0	0	0	0	1	0	0	0	0	0	2	3	0	3	9
LAHERA S,1	1.0	1	0	0	0	1	0	0	0	0	0	0	0	0	0	0	4	4	2	0	13

Umpires - HP: BOSSCHAART Martijn 1B: JANCOVIC Mojmir 2B: STEIJGER Olav 3B: HEIJNINGEN van Henri
 Scorers - BERG vd Alex, DRUNEN van Jeanette TC - BRANDSMA Johan Start: 19:00 Time: 2:55
 Weather: partly cloudy Game notes: RAJIV faced 2 batters in the 8th.



WORLD PORT TOURNAMENT



Game Summary 5



Chinese Taipei (TPE) – Curacao (CUR)



Score by Innings	R	H	E
CURACAO.....	003	010	000
CHINESE TAIPEI.....	000	000	000

Jul 20, 2015 at Rotterdam (Familiestadion)

CURACAO 4 (1-2)

Player	AB	R	H	BI	2B	3B	HR	BB	SB	CS	HP	SH	SF	SO	IBB	KL	GDP	PO	A	E
GURP dh	5	1	2	0	0	0	0	0	1	0	0	0	0	1	0	1	0	0	0	0
FECUNDA rf	4	1	2	1	0	0	0	0	0	0	0	0	0	1	0	0	1	4	0	0
MUJICA ss	2	2	1	0	0	0	0	2	1	0	0	0	0	0	0	0	0	0	2	0
SILVANIA lf/lb	3	0	2	2	1	0	0	0	0	0	0	0	1	0	0	0	0	4	0	0
GREGORIUS 3b	3	0	1	0	0	0	0	1	0	0	0	0	0	0	0	0	0	2	2	0
MEYER lb	4	0	0	0	0	0	0	0	0	0	0	0	0	1	0	0	1	3	2	0
ASCENCION lf	0	0	0	0	0	0	0	0	0	0	0	0	0	0	0	0	0	1	0	0
BALENTINA R. c	4	0	0	0	0	0	0	0	0	0	0	0	0	0	0	0	0	5	2	0
CLEOFA cf	4	0	1	0	0	0	0	0	0	0	0	0	0	1	0	1	0	5	0	0
ISABELLA 2b	4	0	0	0	0	0	0	0	0	0	0	0	0	3	0	1	0	3	1	0
BROWN p	0	0	0	0	0	0	0	0	0	0	0	0	0	0	0	0	0	0	0	0
ANTERSIJN p	0	0	0	0	0	0	0	0	0	0	0	0	0	0	0	0	0	0	0	0
MARTIS p	0	0	0	0	0	0	0	0	0	0	0	0	0	0	0	0	0	0	0	0
BALENTINA J. p	0	0	0	0	0	0	0	0	0	0	0	0	0	0	0	0	0	0	0	0
Totals.....	33	4	9	3	1	0	0	3	2	0	0	0	1	7	0	3	2	27	9	0

CHINESE TAIPEI 0 (0-3)

Player	AB	R	H	BI	2B	3B	HR	BB	SB	CS	HP	SH	SF	SO	IBB	KL	GDP	PO	A	E
TSAO cf	4	0	0	0	0	0	0	1	0	0	0	0	0	0	0	0	0	1	0	0
SU 2b	5	0	2	0	0	0	0	0	0	0	0	0	0	0	0	0	0	3	3	1
YANG lb	2	0	1	0	0	0	0	1	0	0	1	0	0	0	0	0	0	6	0	0
PAN pr/ss	1	0	0	0	0	0	0	0	1	0	0	0	0	1	0	1	0	0	0	0
LIN H. dh	4	0	2	0	0	0	0	1	0	0	0	0	0	1	0	0	0	0	0	0
HSIAO ss	3	0	0	0	0	0	0	0	0	0	0	0	0	1	0	1	0	3	2	0
CHEN Y. ph/lb	1	0	0	0	0	0	0	1	0	0	0	0	0	0	0	0	0	2	0	0
CHEN W. 3b	5	0	1	0	1	0	0	0	0	0	0	0	0	1	0	1	0	0	7	0
KAN c	1	0	0	0	0	0	0	2	0	0	0	0	0	0	0	0	0	4	0	0
LEE pr/rf	1	0	0	0	0	0	0	0	0	0	0	0	0	0	0	0	0	1	0	0
LIN T. rf	2	0	0	0	0	0	0	0	0	0	1	0	0	0	0	0	0	1	0	0
HUANG C. c	1	0	1	0	0	0	0	0	0	0	0	0	0	0	0	0	0	4	0	0
CHEN C. lf	2	0	1	0	0	0	0	2	0	1	0	0	0	1	0	1	0	2	0	0
HUANG Y. p	0	0	0	0	0	0	0	0	0	0	0	0	0	0	0	0	0	0	0	2
HSU p	0	0	0	0	0	0	0	0	0	0	0	0	0	0	0	0	0	0	0	0
TSAI p	0	0	0	0	0	0	0	0	0	0	0	0	0	0	0	0	0	0	0	0
LIN W. p	0	0	0	0	0	0	0	0	0	0	0	0	0	0	0	0	0	0	0	0
LU p	0	0	0	0	0	0	0	0	0	0	0	0	0	0	0	0	0	0	0	0
Totals.....	32	0	8	0	1	0	0	8	0	2	1	1	0	5	0	4	0	27	12	3

CURACAO	IP	H	R	ER	BB	SO	WP	HB	BK	IBB	SH	SF	CI	2B	3B	HR	AB	BF	FO	GO	NP
BROWN W,1-0	5.0	5	0	0	5	1	1	1	1	0	0	0	0	1	0	0	19	25	10	3	96
ANTERSIJN	2.1	2	0	0	3	3	0	0	0	0	1	0	0	0	0	0	7	11	0	3	42
MARTIS	0.2	0	0	0	0	0	0	0	1	0	0	0	0	0	0	0	2	2	2	0	7
BALENTINA J.	1.0	1	0	0	0	1	0	0	0	0	0	0	0	0	0	0	4	4	2	0	11
CHINESE TAIPEI	IP	H	R	ER	BB	SO	WP	HB	BK	IBB	SH	SF	CI	2B	3B	HR	AB	BF	FO	GO	NP
HUANG Y. L,0-1	5.0	7	4	3	2	3	1	0	0	0	0	1	0	1	0	0	20	23	5	6	90
HSU	2.0	0	0	0	0	3	0	0	0	0	0	0	0	0	0	0	6	6	1	2	27
TSAI	0.0	1	0	0	1	0	0	0	0	0	0	0	0	0	0	0	1	2	0	0	11
LIN W.	1.0	0	0	0	0	0	0	0	0	0	0	0	0	0	0	0	2	2	1	1	4
LU	1.0	1	0	0	0	1	0	0	0	0	0	0	0	0	0	0	4	4	1	1	17

Umpires - HP: HEIJINGEN van Henri 1B: BOSSCHAART Martijn 2B: JANKOVIC Mojmir
 3B: STEIJGER Olav Start: 13:30 Time: 3:18 Attendance:
 Weather: cloudy Game notes: Scorers - BERG vd Alex, SPETERS Francis TC - BRANDSMA Johan
 BROWN faced 1 batter in the 6th. TSAI faced 2 batters in the 8th



WORLD PORT TOURNAMENT



Game Summary 6



Japan (JPN) – Cuba (CUB)



Score by Innings

R H E

CUBA.....	002	200	000	09	-	13	20	3
JAPAN.....	020	010	100	01	-	5	13	2

Jul 20, 2015 at Rotterdam (Familiestadion)

CUBA 13 (2-0)

Player	AB	R	H	BI	2B	3B	HR	BB	SB	CS	HP	SH	SF	SO	IBB	KL	GDP	PO	A	E
YUNIELSKI ss	6	1	3	0	1	0	0	0	1	0	0	0	0	0	0	0	0	5	1	2
FISS rf	6	1	1	1	0	0	0	0	0	0	0	0	0	0	0	0	0	1	0	0
GRACIAL 3b	6	2	3	1	0	0	0	0	2	0	0	0	0	0	0	0	0	0	3	0
BORRERO 1b	5	0	1	0	0	0	0	0	1	0	0	0	0	2	0	0	0	10	1	0
BARCELAN ph/lf	1	1	1	1	0	0	0	0	0	0	0	0	0	0	0	0	0	0	0	0
HURTADO cf	6	2	3	2	0	0	0	0	0	0	0	0	0	0	0	0	0	1	0	0
SAMON dh	5	1	1	1	0	0	0	0	0	0	0	0	0	0	0	0	0	0	0	0
PENA ph	1	0	0	0	0	0	0	0	0	0	0	0	0	0	0	0	0	0	0	0
SANTOYA lf/1b	6	2	3	2	2	0	0	0	0	0	0	0	0	0	0	0	0	1	0	0
VAZQUES c	5	2	3	5	0	0	2	1	0	0	0	0	0	1	0	0	0	11	2	1
GALVEZ 2b	3	0	0	0	0	0	0	0	0	0	0	0	0	1	0	0	0	5	0	0
MORENO ph	1	0	0	0	0	0	0	0	0	0	0	0	0	1	0	0	0	0	0	0
SARDUY 2b	2	1	1	0	1	0	0	0	0	0	0	0	0	0	0	0	0	0	3	0
LICOR Ramon p	0	0	0	0	0	0	0	0	0	0	0	0	0	0	0	0	0	0	0	1
BICET p	0	0	0	0	0	0	0	0	0	0	0	0	0	0	0	0	0	0	3	0
HECHEVARRIA p	0	0	0	0	0	0	0	0	0	0	0	0	0	0	0	0	0	0	0	0
CRUZ p	0	0	0	0	0	0	0	0	0	0	0	0	0	0	0	0	0	0	0	0
GARCIA J. p	0	0	0	0	0	0	0	0	0	0	0	0	0	0	0	0	0	0	1	0
Totals.....	53	13	20	13	4	0	2	1	4	0	0	0	0	5	0	0	1	33	15	3

JAPAN 5 (1-1)

Player	AB	R	H	BI	2B	3B	HR	BB	SB	CS	HP	SH	SF	SO	IBB	KL	GDP	PO	A	E
SHONO 3b	5	0	1	0	0	0	0	1	0	0	0	0	0	3	0	0	0	2	2	1
SHIBUMURA 1b	2	0	0	0	0	0	0	0	0	0	0	1	0	1	0	0	1	11	0	0
UEDA ph/1b	3	0	1	1	0	1	0	0	0	0	0	0	0	2	0	1	0	3	0	0
KIMURA c	5	0	1	0	0	0	0	0	0	0	0	0	0	2	0	0	0	5	1	0
OHSUGI c	0	0	0	0	0	0	0	0	0	0	0	0	0	0	0	0	0	0	0	0
TAMURA T. ss	5	0	1	0	0	0	0	0	0	0	0	0	0	1	0	1	0	1	4	1
HATA dh	5	0	2	0	0	0	0	0	0	1	0	0	0	1	0	0	0	0	0	0
KIDOJI 2b	2	1	0	0	0	0	0	1	0	0	0	1	0	2	0	0	0	1	5	0
NATSUMI ph/2b	1	1	1	0	0	0	0	0	0	0	0	0	0	0	0	0	0	0	0	0
MITSUMI lf	5	1	1	0	0	0	0	0	0	0	0	0	0	1	0	0	0	2	0	0
SAWADA rf	2	0	1	0	0	0	0	0	0	0	0	0	0	0	0	0	0	2	0	0
YAMAMOTO ph	1	0	1	0	0	0	0	0	0	0	0	0	0	0	0	0	0	0	0	0
KONAKA pr/rf	2	1	1	0	0	0	0	0	0	0	0	0	0	0	0	0	0	2	0	0
KATADA cf	4	1	2	1	0	0	0	1	0	0	0	0	0	0	1	0	0	4	0	0
YAMAMOTO T. p	0	0	0	0	0	0	0	0	0	0	0	0	0	0	0	0	0	0	1	0
TAMURA R. p	0	0	0	0	0	0	0	0	0	0	0	0	0	0	0	0	0	0	2	0
SAKAMOTO p	0	0	0	0	0	0	0	0	0	0	0	0	0	0	0	0	0	0	1	0
OTA p	0	0	0	0	0	0	0	0	0	0	0	0	0	0	0	0	0	0	0	0
HATTORI p	0	0	0	0	0	0	0	0	0	0	0	0	0	0	0	0	0	0	0	0
Totals.....	42	5	13	2	0	1	0	3	0	1	0	2	0	13	1	2	1	33	16	2

CUBA	IP	H	R	ER	BB	SO	WP	HB	BK	IBB	SH	SF	CI	2B	3B	HR	AB	BF	FO	GO	NP
LICOR Ramon	1.2	1	2	0	1	3	0	0	0	0	1	0	0	0	0	0	8	10	2	1	34
BICET	3.1	7	1	1	0	3	0	0	1	0	0	0	0	0	0	0	13	13	1	2	45
HECHEVARRIA	1.2	2	1	1	0	2	0	0	0	0	1	0	0	0	1	0	5	6	1	1	31
CRUZ	1.1	1	0	0	0	2	0	0	0	0	0	0	0	0	0	0	5	5	2	0	20
GARCIA J. W,1-0	3.0	2	1	0	2	3	1	0	0	1	0	0	0	0	0	0	11	13	1	5	49
JAPAN	IP	H	R	ER	BB	SO	WP	HB	BK	IBB	SH	SF	CI	2B	3B	HR	AB	BF	FO	GO	NP
YAMAMOTO T.	3.1	7	4	3	0	0	0	0	0	0	0	0	0	1	0	1	16	16	3	6	49
TAMURA R.	4.2	4	0	0	0	3	0	0	0	0	0	0	0	0	0	0	19	19	5	6	63
SAKAMOTO L,0-1	2.1	5	6	4	0	2	0	0	0	0	0	0	0	2	0	1	12	12	2	3	35
OTA	0.0	3	3	3	0	0	0	0	0	0	0	0	0	0	0	0	3	3	0	0	8
HATTORI	0.2	1	0	0	1	0	0	0	0	0	0	0	0	1	0	0	3	4	2	0	16

Umpires - HP: GRONINGEN van Stenar 1B: WATERINGEN vd Roy 2B: PRYBIL Frantisek
 3B: BERKVENNS Winfried Scorers - DRUNEN van Jeanette, SPETERS Francis
 TC - BRANDSMA Johan
 Start: 19:00 Time: 3:54 Attendance: Weather: Cloudy Game notes:
 BICET faced 2 batters in the 6th.
 CRUZ faced 1 batter in the 9th.



WORLD PORT TOURNAMENT



Game Summary 7



Chinese Taipei (TPE) – Japan (JPN)



Score by Innings	R	H	E
JAPAN.....	200	011 000	- 4 11 2
CHINESE TAIPEI.....	000	110 04X	- 6 9 1

Jul 21, 2015 at Rotterdam (Familiestadion)
JAPAN 4 (1-2)

Player	AB	R	H	BI	2B	3B	HR	BB	SB	CS	HP	SH	SF	SO	IBB	KL	GDP	PO	A	E
KATADA cf	5	1	3	1	0	0	0	0	1	1	0	0	0	2	0	0	0	3	0	0
KATO ss	4	1	1	0	0	0	0	0	1	0	0	0	0	1	0	0	0	1	4	1
TAMURA T. ph	1	0	0	0	0	0	0	0	0	0	0	0	0	1	0	0	0	0	0	0
UEDA 3b	5	1	4	2	1	1	0	0	0	0	0	0	0	0	0	0	0	0	1	1
HATA dh	5	0	1	0	0	0	0	0	0	0	0	0	0	1	0	1	1	0	0	0
YAMAMOTO lf	3	0	0	0	0	0	0	1	0	0	0	0	0	1	0	1	0	1	0	0
HARADA 1b	3	0	0	0	0	0	0	0	0	0	1	0	0	1	0	0	0	10	1	0
NATSUMI 2b	3	1	1	0	0	0	0	1	2	0	0	0	0	0	0	0	0	3	5	0
OHSUGI c	4	0	0	0	0	0	0	0	0	0	0	0	0	0	0	0	0	4	0	0
SAWADA rf	4	0	1	0	0	0	0	0	0	0	0	0	0	2	0	1	0	1	0	0
MONZEN p	0	0	0	0	0	0	0	0	0	0	0	0	0	0	0	0	0	1	1	0
YOZA p	0	0	0	0	0	0	0	0	0	0	0	0	0	0	0	0	0	0	0	0
Totals.....	37	4	11	3	1	1	0	2	4	1	1	0	0	9	0	3	1	24	12	2

CHINESE TAIPEI 6 (1-3)

Player	AB	R	H	BI	2B	3B	HR	BB	SB	CS	HP	SH	SF	SO	IBB	KL	GDP	PO	A	E
TSAO cf	4	1	1	0	0	0	0	1	0	0	0	0	0	1	0	0	0	4	0	0
LIN H. 2b	3	0	0	0	0	0	0	1	0	0	0	0	0	0	0	0	0	2	2	0
PAN 2b	0	0	0	0	0	0	0	1	0	0	0	0	0	0	0	0	0	0	0	0
YANG dh	4	1	1	0	0	0	0	1	0	0	0	0	0	2	0	0	0	0	0	0
CHEN Y. rf/lb	4	1	2	1	0	0	0	0	0	0	0	0	0	0	0	0	1	3	1	0
CHEN W. 3b	3	1	0	0	0	0	0	0	0	0	0	0	0	1	0	0	0	1	1	0
LIN T. 3b	0	0	0	0	0	0	0	0	0	0	0	1	0	0	0	0	0	0	0	0
SU 1b/rf	4	0	1	1	0	0	0	0	0	0	0	0	0	0	0	0	0	3	0	0
HUANG C. c	3	0	2	0	0	0	0	0	0	0	0	0	0	0	0	0	0	7	1	0
WU c	1	1	0	0	0	0	0	0	0	0	0	0	0	0	0	0	0	3	0	0
CHEN C. lf	3	1	1	1	0	0	0	1	0	0	0	0	0	0	0	0	0	2	0	0
LEE ss	2	0	0	0	0	0	0	0	0	0	0	0	0	0	0	0	0	0	1	1
HSIAO ss	2	0	1	3	0	1	0	0	0	0	0	0	0	0	0	0	0	1	1	0
HUANG T. p	0	0	0	0	0	0	0	0	0	0	0	0	0	0	0	0	0	0	0	0
LU p	0	0	0	0	0	0	0	0	0	0	0	0	0	0	0	0	0	0	0	0
WANG Y. p	0	0	0	0	0	0	0	0	0	0	0	0	0	0	0	0	0	0	0	0
WANG H. p	0	0	0	0	0	0	0	0	0	0	0	0	0	0	0	0	0	1	1	0
PENG p	0	0	0	0	0	0	0	0	0	0	0	0	0	0	0	0	0	0	0	0
Totals.....	33	6	9	6	0	1	0	5	0	0	0	1	0	4	0	0	1	27	8	1

JAPAN	IP	H	R	ER	BB	SO	WP	HB	BK	IBB	SH	SF	CI	2B	3B	HR	AB	BF	FO	GO	NP
MONZEN L,0-1	7.2	9	6	5	3	3	0	0	0	0	1	0	0	0	1	0	32	36	6	13	108
YOZA	0.1	0	0	0	2	1	0	0	0	0	0	0	0	0	0	0	1	3	0	0	13

CHINESE TAIPEI	IP	H	R	ER	BB	SO	WP	HB	BK	IBB	SH	SF	CI	2B	3B	HR	AB	BF	FO	GO	NP
HUANG T.	0.0	4	2	2	0	0	0	0	0	0	0	0	0	1	0	0	4	4	0	0	16
LU	3.0	1	0	0	1	2	0	0	0	0	0	0	0	0	0	0	9	10	4	2	42
WANG Y.	2.0	1	1	1	1	4	1	0	0	0	0	0	0	0	1	0	7	8	2	0	40
WANG H.	2.0	3	1	0	0	0	0	1	0	0	0	0	0	0	0	0	9	10	1	4	24
PENG W,1-0	2.0	2	0	0	0	3	0	0	0	0	0	0	0	0	0	0	8	8	3	0	35

Umpires - HP: JANKOVIC Mojmir 1B: STEIJGER Olav 2B: HEIJNINGEN van Henri 3B: BOSSCHAART Martijn Start: 13:30 Scorers - DRUNEN van Jeanette, BERG vd Alex
 TC - BRANDSMA Johan
 Time: 2:51 Attendance:
 Weather: sunny
 Game notes:
 HUANG T. faced 4 batters in the 1st.



WORLD PORT TOURNAMENT



Game Summary 8



Cuba (CUB) – Netherlands (NED)



Score by Innings R H E

NETHERLANDS.....	100	001	721	-	12	10	1
CUBA.....	100	005	100	-	7	13	3

ETHERLANDS 12 (3-0), CUBA 7 (2-1) - Composite Box Score
Jul 21, 2015 at Rotterdam (Familiestadion)

NETHERLANDS 12 (3-0)

Player	AB	R	H	BI	2B	3B	HR	BB	SB	CS	HP	SH	SF	SO	IBB	KL	GDP	PO	A	E
MOESQUIT 2b	5	3	2	2	1	0	0	1	0	0	0	0	0	0	0	0	0	4	3	0
MEER ss	6	2	2	1	0	0	0	0	0	0	0	0	0	1	0	0	0	1	0	0
ROMBLEY rf	6	1	1	1	0	0	0	0	0	0	0	0	0	0	0	0	0	2	0	0
BOEKHOUDT dh	2	1	1	1	1	0	0	3	0	0	0	0	0	1	1	0	0	0	0	0
RICARDO c	4	1	1	3	0	1	0	1	0	0	0	0	0	1	0	0	0	3	0	1
DIAZ lf	2	0	0	0	0	0	0	0	0	0	0	0	0	1	0	0	1	1	0	0
LAMPE ph/lf	2	0	0	0	0	0	0	2	0	1	0	0	0	0	0	0	0	1	0	0
CUBA 1b	4	1	1	0	0	0	0	1	0	0	0	0	0	0	1	0	0	10	0	0
URBANUS 3b	2	0	0	0	0	0	0	0	0	0	0	0	0	0	0	0	0	0	5	0
KEMP ph/3b	2	1	1	2	0	1	0	1	0	0	0	0	0	0	0	0	0	0	1	0
DAANTJI cf	4	2	1	0	1	0	0	1	0	0	0	0	0	1	0	1	0	4	0	0
YNTEMA p	0	0	0	0	0	0	0	0	0	0	0	0	0	0	0	0	0	0	2	0
ASJES p	0	0	0	0	0	0	0	0	0	0	0	0	0	0	0	0	0	0	0	0
DRIEL p	0	0	0	0	0	0	0	0	0	0	0	0	0	0	0	0	0	1	1	0
CORNELISSE p	0	0	0	0	0	0	0	0	0	0	0	0	0	0	0	0	0	0	0	0
MIL p	0	0	0	0	0	0	0	0	0	0	0	0	0	0	0	0	0	0	1	0
Totals.....	39	12	10	10	3	2	0	8	2	0	1	0	0	5	2	1	1	27	13	1

CUBA 7 (2-1)

Player	AB	R	H	BI	2B	3B	HR	BB	SB	CS	HP	SH	SF	SO	IBB	KL	GDP	PO	A	E
GURRIEL ss	4	1	2	2	0	0	0	1	0	0	0	0	0	0	0	0	0	2	2	1
FISS rf	4	0	1	0	0	0	0	0	1	0	0	0	0	0	0	0	1	3	0	0
MORENO ph	1	0	0	0	0	0	0	0	0	0	0	0	0	0	0	0	0	0	0	0
GRACIAL lf/3b	5	2	3	1	2	0	1	0	0	0	0	0	0	0	0	0	0	0	0	0
VAZQUES c	3	1	2	3	1	0	1	0	0	0	0	0	1	1	0	0	0	6	0	0
SAMON dh	4	1	2	0	0	0	0	0	0	1	0	0	0	1	0	0	0	0	0	0
HURTADO cf	4	0	0	0	0	0	0	0	0	0	0	0	0	0	0	0	0	4	0	0
BORRERO 1b	3	1	1	0	0	0	0	1	0	0	0	0	0	0	0	0	0	7	2	0
BARCELAN 3b/lf	3	1	1	0	0	0	0	0	0	1	1	0	0	0	0	0	1	1	1	0
SARDUY 2b	3	0	1	1	0	0	0	0	0	0	0	0	0	0	0	0	0	2	2	1
GALVEZ pr/2b	1	0	0	0	0	0	0	0	0	0	0	0	0	1	0	0	0	1	1	0
MONTHIET p	0	0	0	0	0	0	0	0	0	0	0	0	0	0	0	0	0	0	1	1
LICOR Ramon p	0	0	0	0	0	0	0	0	0	0	0	0	0	0	0	0	0	0	0	0
RAJIV p	0	0	0	0	0	0	0	0	0	0	0	0	0	0	0	0	0	0	0	0
RABI p	0	0	0	0	0	0	0	0	0	0	0	0	0	0	0	0	0	0	0	0
AGUILERA p	0	0	0	0	0	0	0	0	0	0	0	0	0	0	0	0	0	0	0	0
HECHEVARRIA p	0	0	0	0	0	0	0	0	0	0	0	0	0	0	0	0	0	0	0	0
BICET p	0	0	0	0	0	0	0	0	0	0	0	0	0	0	0	0	0	1	0	0
LAHERA p	0	0	0	0	0	0	0	0	0	0	0	0	0	0	0	0	0	0	0	0
Totals.....	35	7	13	7	3	0	2	2	1	2	1	0	1	3	0	0	2	27	9	3

NETHERLANDS

	IP	H	R	ER	BB	SO	WP	HB	BK	IBB	SH	SF	CI	2B	3B	HR	AB	BF	FO	GO	NP
YNTEMA	5.0	9	3	3	1	0	0	0	0	0	0	1	0	3	0	1	20	22	6	5	63
ASJES	0.1	2	3	3	1	0	1	1	0	0	0	0	0	0	0	0	3	5	1	0	15
DRIEL w,1-0	0.2	2	1	1	0	0	0	0	0	0	0	0	0	0	0	1	3	3	1	0	6
CORNELISSE	2.0	0	0	0	0	3	0	0	0	0	0	0	0	0	0	0	6	6	2	1	27
MIL	1.0	0	0	0	0	0	0	0	0	0	0	0	0	0	0	0	3	3	1	2	9

CUBA

	IP	H	R	ER	BB	SO	WP	HB	BK	IBB	SH	SF	CI	2B	3B	HR	AB	BF	FO	GO	NP
MONTHIET	6.0	1	2	0	3	5	0	0	1	1	0	0	0	0	0	0	20	23	6	6	75
LICOR Ramon	0.1	1	1	1	0	0	0	0	0	0	0	0	0	0	0	0	2	2	1	0	2
RAJIV	0.0	1	1	1	0	0	0	0	0	0	0	0	0	0	1	0	1	1	0	0	4
RABI	0.1	1	2	2	1	0	0	0	0	0	0	0	0	0	0	0	2	3	1	0	10
AGUILERA L,0-1	0.0	1	1	1	0	0	0	0	0	0	0	0	0	0	0	0	1	1	0	0	5
HECHEVARRIA	0.0	1	2	2	0	0	1	0	1	0	0	0	0	1	0	1	4	4	0	0	14
BICET	1.1	2	2	1	2	0	1	0	1	0	0	0	0	1	0	0	7	9	0	4	36
LAHERA	1.0	2	1	1	0	0	0	0	0	0	0	0	0	2	0	0	5	5	3	0	16

Umpires - HP: WATERINGEN v/d Roy 1B: PRYBIL Frantisek 2B: BERKVEN Winfried

3B: GRONINGEN van Stenar Start: 19:00 Time: 3:25 Attendance:

Scorers - SPETERS Francis, BERG vd Alex TC - BRANDSMA Johan

Weather: sunny Game notes: YNTEMA faced 2 batters in the 6th.

RAJIV faced 1 batter in the 7th.

AGUILERA faced 1 batter in the 7th.

HECHEVARRIA faced 4 batters in the 7th.

DRIEL faced 1 batter in the 7th.



WORLD PORT TOURNAMENT



Game Summary 9



Curacao (CUR) – Cuba (CUB)



Score by Innings	R	H	E
CUBA.....	102	000	053 - 11 18 2
CURACAO.....	000	025	000 - 7 9 2

Jul 22, 2015 at Rotterdam (Familiestadion)

CUBA 11

Player	AB	R	H	BI	2B	3B	HR	BB	SB	CS	HP	SH	SF	SO	IBB	KL	GDP	PO	A	E
GURRIEL lf/ss	5	3	3	0	1	0	0	1	1	0	0	0	0	1	1	0	0	5	1	0
SANTOYA rf/lf	5	2	3	0	0	0	0	1	0	0	0	0	0	0	0	0	0	4	0	0
GRACIAL ss/3b	5	1	2	3	0	0	0	1	1	0	0	0	0	0	0	0	2	0	2	2
VAZQUES dh/c	4	2	1	2	0	0	0	2	0	0	0	0	0	1	1	0	0	0	0	0
BORRERO 1b	1	0	0	0	0	0	0	0	0	0	0	0	0	0	0	0	0	1	0	0
SAMON ph/lb	5	0	3	1	0	0	0	0	0	0	0	0	0	0	0	0	0	6	0	0
HURTADO cf	5	0	0	0	0	0	0	1	0	0	0	0	0	0	0	0	0	0	0	0
BARCELAN 3b	2	0	1	0	0	0	0	0	0	0	0	0	0	0	0	0	0	0	3	0
MORENO ss	2	0	0	0	0	0	0	0	0	0	0	0	0	0	0	0	0	0	2	0
FISS ph/rf	1	0	0	0	0	0	0	0	0	0	0	0	0	0	0	0	0	1	0	0
PENA c	4	1	4	0	0	0	0	1	0	0	0	0	0	0	0	0	0	6	0	0
RAJIV pr	0	1	0	0	0	0	0	0	0	0	0	0	0	0	0	0	0	0	0	0
GALVEZ 2b	2	1	1	0	0	0	0	0	0	1	2	0	0	0	0	0	0	4	0	0
CRUZ p	0	0	0	0	0	0	0	0	0	0	0	0	0	0	0	0	0	0	0	0
RABI p	0	0	0	0	0	0	0	0	0	0	0	0	0	0	0	0	0	0	0	0
AGUILERA p	0	0	0	0	0	0	0	0	0	0	0	0	0	0	0	0	0	0	2	0
Totals.....	41	11	18	6	1	0	0	7	2	0	1	2	0	2	2	0	2	27	10	2

CURACAO 7

Player	AB	R	H	BI	2B	3B	HR	BB	SB	CS	HP	SH	SF	SO	IBB	KL	GDP	PO	A	E
GURP dh	5	0	1	0	0	0	0	0	0	0	0	0	0	1	0	0	0	0	0	0
FECUNDA rf	4	1	1	0	1	0	0	0	0	0	0	0	0	0	0	0	0	5	0	0
MUJICA ss	4	1	1	0	0	0	0	0	0	0	0	0	0	1	0	0	0	2	6	0
SILVANIA lf/lb	4	0	1	0	0	0	0	0	0	0	0	0	0	1	0	0	0	1	0	0
BROWN pr	0	0	0	0	0	0	0	0	0	0	0	0	0	0	0	0	0	0	0	0
JOUBERT 1b	0	0	0	0	0	0	0	0	0	0	0	0	0	0	0	0	0	1	0	0
MEYER 1b	2	0	0	0	0	0	0	0	0	0	0	0	0	0	0	0	0	8	0	1
ASCENCION lf	2	1	0	0	0	0	0	0	0	0	0	0	0	0	0	0	0	0	0	0
BALENTINA R. c	1	0	0	0	0	0	0	0	0	0	0	0	0	1	0	0	0	0	1	0
SNIJDERS c	3	1	2	1	1	0	0	0	0	0	0	0	0	0	0	0	0	3	0	1
GREGORIUS 3b/2b	3	2	1	1	0	1	0	0	0	0	0	0	0	0	0	0	0	2	2	0
DORAN 2b	1	0	0	0	0	0	0	0	0	0	0	0	0	1	0	0	0	1	1	0
CLEOFA cf	3	1	2	3	1	0	1	0	0	0	0	0	1	0	0	0	0	3	1	0
ISABELLA 2b	0	0	0	0	0	0	0	0	0	0	1	0	0	0	0	0	0	1	2	0
LEGITO ph/3b	3	0	0	0	0	0	0	0	0	0	0	0	0	1	0	1	0	0	0	0
ALBERTUS p	0	0	0	0	0	0	0	0	0	0	0	0	0	0	0	0	0	0	1	0
EUSTATIUS p	0	0	0	0	0	0	0	0	0	0	0	0	0	0	0	0	0	0	0	0
MARTIS p	0	0	0	0	0	0	0	0	0	0	0	0	0	0	0	0	0	0	0	0
BALENTINA J. p	0	0	0	0	0	0	0	0	0	0	0	0	0	0	0	0	0	0	0	0
MARTINA p	0	0	0	0	0	0	0	0	0	0	0	0	0	0	0	0	0	0	0	0
JAMANIKA p	0	0	0	0	0	0	0	0	0	0	0	0	0	0	0	0	0	0	0	0
Totals.....	35	7	9	5	3	1	1	0	0	0	0	1	1	6	0	1	0	27	14	2

CUBA	IP	H	R	ER	BB	SO	WP	HB	BK	IBB	SH	SF	CI	2B	3B	HR	AB	BF	FO	GO	NP
CRUZ	5.1	6	5	4	0	4	0	0	1	0	1	0	0	2	0	1	22	23	7	5	85
RABI	0.0	1	1	1	0	0	0	0	0	0	0	0	0	1	0	0	1	1	0	0	3
AGUILERA W	3.2	2	1	1	0	2	0	0	0	0	0	1	0	0	1	0	12	13	4	5	39

CURACAO	IP	H	R	ER	BB	SO	WP	HB	BK	IBB	SH	SF	CI	2B	3B	HR	AB	BF	FO	GO	NP
ALBERTUS	5.1	9	3	2	4	0	0	0	2	1	1	0	0	1	0	0	22	27	5	8	88
EUSTATIUS	2.0	1	1	1	1	1	0	0	0	0	0	0	0	0	0	0	7	8	4	1	35
MARTIS L	0.1	3	4	4	0	1	0	1	0	0	0	0	0	0	0	0	4	5	0	0	19
BALENTINA J.	0.1	1	0	0	1	0	0	0	1	0	0	0	0	0	0	0	2	3	0	1	8
MARTINA	0.2	4	3	3	1	0	1	0	0	1	1	0	0	0	0	0	5	7	1	1	27
JAMANIKA	0.1	0	0	0	0	0	0	0	0	0	0	0	0	0	0	0	1	1	1	0	5

Umpires - HP: PRIBYL Frantisek 1B: BERKVENS Winfried 2B: GRONINGEN van Stenar
 3B: WATERINGEN v/d Roy Start: 13:30
 Scorers - BERG vd Alex, DRUNEN van Jeanette TC - BRANDSMA Johan
 Time: 3:32 Weather: partly cloudy Game notes: RABI faced 1 batter in the 6th.



WORLD PORT TOURNAMENT



Game Summary 10

	Netherlands (NED) – Japan (JPN)	
--	--	--

Score by Innings	R	H	E	
JAPAN.....	000	100	000	- 1 5 2
NETHERLANDS.....	000	100	001	- 2 7 2

NETHERLANDS 2, JAPAN 1 - Composite Box Score
Jul 22, 2015 at Rotterdam (Familiestadion)

JAPAN 1

Player	AB	R	H	BI	2B	3B	HR	BB	SB	CS	HP	SH	SF	SO	IBB	KL	GDP	PO	A	E
SHONO 3b	3	0	0	0	0	0	0	1	0	0	0	0	0	1	0	1	0	0	1	0
MITSUYA lf	4	0	1	0	0	0	0	0	0	1	0	0	0	1	0	1	0	3	0	1
KIMURA c	4	1	2	0	0	0	0	0	0	0	0	0	0	1	0	0	0	9	1	0
TAMURA T. ss	3	0	0	0	0	0	0	0	0	0	0	1	0	0	0	0	0	0	1	0
UEDA dh	4	0	1	1	0	0	0	0	0	0	0	0	0	1	0	0	0	0	0	0
KIDOJI 2b	4	0	0	0	0	0	0	0	0	0	0	0	0	2	0	1	0	2	2	0
KATADA cf	3	0	0	0	0	0	0	0	0	0	0	0	0	0	0	0	0	3	0	0
HARADA 1b	2	0	0	0	0	0	0	0	0	0	0	0	0	0	0	0	0	5	1	0
HATA ph	1	0	0	0	0	0	0	0	0	0	0	0	0	0	0	0	0	0	0	0
SHIBUMURA 1b	0	0	0	0	0	0	0	0	0	0	0	0	0	0	0	0	0	1	0	0
KONAKA rf	3	0	1	0	0	0	0	0	1	0	0	0	0	0	0	0	0	2	0	0
NAKAGAWA p	0	0	0	0	0	0	0	0	0	0	0	0	0	0	0	0	0	0	0	0
TAMURA R. p	0	0	0	0	0	0	0	0	0	0	0	0	0	0	0	0	0	1	1	1
HATTORI p	0	0	0	0	0	0	0	0	0	0	0	0	0	0	0	0	0	0	0	0
SAKAMOTO p	0	0	0	0	0	0	0	0	0	0	0	0	0	0	0	0	0	0	0	0
Totals.....	31	1	5	1	0	0	0	1	1	1	0	1	0	6	0	3	0	26	7	2

NETHERLANDS 2

Player	AB	R	H	BI	2B	3B	HR	BB	SB	CS	HP	SH	SF	SO	IBB	KL	GDP	PO	A	E
LAMPE lf	4	0	1	1	0	0	0	1	0	0	0	0	0	1	0	0	0	2	0	0
MEER ss	3	0	0	0	0	0	0	0	0	0	0	0	0	1	0	0	0	1	3	1
DIAZ ph	1	0	0	0	0	0	0	0	0	0	0	0	0	0	0	0	0	0	0	0
URBANUS 2b	1	0	1	0	0	0	0	0	0	0	0	0	0	0	0	0	0	0	2	0
ROMBLEY rf	4	0	0	0	0	0	0	1	0	0	0	0	0	1	0	1	0	0	0	0
BOEKHOUDT dh	4	0	0	0	0	0	0	1	0	0	0	0	0	2	0	0	0	0	0	0
KEMP 3b	4	1	1	0	1	0	0	1	0	0	0	0	0	1	0	0	0	0	1	0
CUBA c	3	0	1	1	0	0	0	1	0	0	0	0	1	1	0	0	0	6	3	0
LEONORA 1b	3	1	1	0	0	0	0	1	0	0	0	0	0	0	0	0	0	12	0	0
DUURSMA 2b/ss	3	0	0	0	0	0	0	1	0	0	0	0	0	2	0	1	0	2	2	1
DAANTJI cf	3	0	2	0	0	0	0	0	0	0	0	1	0	1	0	0	0	4	0	0
KELLY p	0	0	0	0	0	0	0	0	0	0	0	0	0	0	0	0	0	0	1	0
DRIEL p	0	0	0	0	0	0	0	0	0	0	0	0	0	0	0	0	0	0	0	0
ASJES p	0	0	0	0	0	0	0	0	0	0	0	0	0	0	0	0	0	0	0	0
PLOEGER p	0	0	0	0	0	0	0	0	0	0	0	0	0	0	0	0	0	0	0	0
Totals.....	33	2	7	2	1	0	0	7	0	0	0	1	1	10	0	2	0	27	12	2

JAPAN	IP	H	R	ER	BB	SO	WP	HB	BK	IBB	SH	SF	CI	2B	3B	HR	AB	BF	FO	GO	NP
NAKAGAWA	4.1	4	1	0	4	8	3	0	0	0	0	0	0	0	0	0	18	22	4	2	86
TAMURA R.	2.0	0	0	0	1	0	0	0	0	0	1	0	0	0	0	0	6	8	3	3	31
HATTORI	0.1	0	0	0	2	0	0	0	0	0	0	0	0	0	0	0	1	3	1	0	16
SAKAMOTO L	2.0	3	1	1	0	2	0	0	0	0	0	1	0	1	0	0	8	9	3	1	35

NETHERLANDS	IP	H	R	ER	BB	SO	WP	HB	BK	IBB	SH	SF	CI	2B	3B	HR	AB	BF	FO	GO	NP
KELLY	5.0	2	1	0	0	3	0	0	0	0	0	0	0	0	0	0	18	18	6	6	73
DRIEL	2.0	1	0	0	0	2	0	0	0	0	0	0	0	0	0	0	6	6	1	2	22
ASJES	0.2	1	0	0	1	0	0	0	0	0	0	0	0	0	0	0	3	4	0	2	14
PLOEGER W	1.1	1	0	0	0	1	0	0	0	0	1	0	0	0	0	0	4	5	0	3	13

Umpires - HP: HEIJNINGEN van Henri 1B: JANKOVIC Mojmir 2B: STEIJGER Olav 3B: BOSSCHAART Martijn
Scorers - SPETERS Francis, DRUNEN van Jeanette TC - BRANDSMA Johan
Start: 19:00 Time: 2:55 Weather: partly cloudy



WORLD PORT TOURNAMENT



Game Summary 11

	Japan (JPN) – Curacao (CUR)	
--	------------------------------------	--

Score by Innings	R	H	E
CURACAO.....	002	211	512 - 14 15 2
JAPAN.....	030	002	000 - 5 8 2

CURACAO 14 (2-3), JAPAN 5 (1-4) - Composite Box Score
Jul 23, 2015 at Rotterdam (Familiestadion)

CURACAO 14 (2-3)

Player	AB	R	H	BI	2B	3B	HR	BB	SB	CS	HP	SH	SF	SO	IBB	KL	GDP	PO	A	E
GURP 2b	6	1	2	2	0	1	0	0	0	0	0	0	0	0	0	0	0	1	3	0
FECUNDA rf	6	1	3	1	0	0	0	0	1	0	0	0	0	0	0	0	0	4	0	0
MUJICA ss	6	2	1	0	0	0	0	0	1	0	0	0	0	1	0	0	0	1	3	0
SILVANIA 1b	3	1	1	1	0	0	0	2	1	0	0	0	0	0	0	0	0	13	0	1
MEYER dh	2	1	0	0	0	0	0	1	0	0	0	1	0	1	0	0	0	0	0	0
BALENTINA R. ph	1	0	1	1	0	1	0	0	0	0	0	0	0	0	0	0	0	0	0	0
SNIJDERS c	4	2	0	0	0	0	0	1	0	0	0	0	0	1	0	0	0	2	2	1
ASCENCION lf	4	2	2	2	1	0	0	1	0	0	0	0	0	0	0	0	0	1	0	0
LEGITO 3b	5	3	3	1	1	0	0	0	0	0	0	0	0	0	0	0	0	0	1	0
CLEOFA cf	4	1	2	3	1	0	0	1	1	1	0	0	0	1	0	0	0	5	0	0
ISABELLA p	0	0	0	0	0	0	0	0	0	0	0	0	0	0	0	0	0	0	4	0
JAMANIKA p	0	0	0	0	0	0	0	0	0	0	0	0	0	0	0	0	0	0	0	0
Totals.....	41	14	15	11	3	2	0	6	4	1	0	1	0	4	0	0	0	27	13	2

JAPAN 5 (1-4)

Player	AB	R	H	BI	2B	3B	HR	BB	SB	CS	HP	SH	SF	SO	IBB	KL	GDP	PO	A	E
SHONO 3b	3	0	0	0	0	0	0	0	0	0	0	0	0	1	0	0	0	0	0	0
SHIBUMURA 3b	2	0	0	0	0	0	0	0	0	0	0	0	0	1	0	0	0	1	2	0
MITSUYA lf	5	0	1	0	0	0	0	0	0	0	0	0	0	0	0	0	0	1	0	0
KIMURA c	2	0	0	0	0	0	0	1	0	0	0	0	0	0	0	0	0	2	3	1
NATSUMI ph	1	0	0	0	0	0	0	0	0	0	0	0	0	0	0	0	0	0	0	0
OHSUGI c	1	0	0	0	0	0	0	0	0	0	0	0	0	0	0	0	0	1	0	0
TAMURA T. ss	5	1	2	0	0	0	0	0	0	0	0	0	0	0	0	0	0	5	4	0
UEDA 1b	3	2	2	0	1	0	0	1	0	0	0	0	0	0	0	0	0	10	1	0
HATA dh	3	2	2	0	0	0	0	0	0	0	1	0	0	0	0	0	0	0	0	0
KATADA rf/cf	2	0	0	1	0	0	0	0	0	0	2	0	0	0	0	0	0	3	0	0
KIDOJI 2b	4	0	1	2	0	0	0	0	0	0	0	0	0	0	0	0	0	3	1	1
KONAKA cf/rf	1	0	0	1	0	0	0	0	0	0	0	1	0	0	0	0	0	0	0	0
YAMAMOTO ph/rf	2	0	0	0	0	0	0	0	0	0	0	0	0	1	0	0	0	1	0	0
YAMAMOTO T. p	0	0	0	0	0	0	0	0	0	0	0	0	0	0	0	0	0	0	1	0
YOZA p	0	0	0	0	0	0	0	0	0	0	0	0	0	0	0	0	0	0	0	0
SAKAMOTO p	0	0	0	0	0	0	0	0	0	0	0	0	0	0	0	0	0	0	1	0
OTA p	0	0	0	0	0	0	0	0	0	0	0	0	0	0	0	0	0	0	0	0
Totals.....	34	5	8	4	1	0	0	2	0	0	1	3	0	3	0	0	0	27	13	2

CURACAO	IP	H	R	ER	BB	SO	WP	HB	BK	IBB	SH	SF	CI	2B	3B	HR	AB	BF	FO	GO	NP
ISABELLA W, 1-1	8.2	8	5	3	2	3	0	1	0	0	3	0	0	1	0	0	33	39	11	12	121
JAMANIKA	0.1	0	0	0	0	0	0	0	0	0	0	0	0	0	0	0	1	1	1	0	4

JAPAN	IP	H	R	ER	BB	SO	WP	HB	BK	IBB	SH	SF	CI	2B	3B	HR	AB	BF	FO	GO	NP
YAMAMOTO T. L, 0-1	4.0	6	4	4	2	1	0	0	0	0	1	0	0	1	0	0	16	19	5	5	59
YOZA	2.2	5	7	5	3	2	2	0	0	0	0	0	0	2	0	0	14	17	1	4	69
SAKAMOTO	1.1	2	1	1	0	0	1	0	0	0	0	0	0	0	1	0	6	6	3	1	17
OTA	1.0	2	2	2	1	1	0	0	0	0	0	0	0	0	1	0	5	6	2	0	17

Umpires - HP: BOSSCHAART Martijn 1B: JANKOVIC Mojmir 2B: STEIJGER Olav 3B: HEIJNINGEN van Henri Start: 13:30
Scorers - BERG v/d Alex, SPETERS Francis TC - BRANDSMA Johan
Time: 2:52 Attendance:
Weather: Sunny
Game notes:



WORLD PORT TOURNAMENT



Game Summary 12



Netherlands (NED) – Cuba (CUB)



Score by Innings	R	H	E
CUBA.....	100	000	021 - 4 10 2
NETHERLANDS.....	010	050	11X - 8 11 3

NETHERLANDS 8 (5-0), CUBA 4 (3-2) - Composite Box Score
Jul 23, 2015 at Rotterdam (Familiestadion)

CUBA 4 (3-2)

Player	AB	R	H	BI	2B	3B	HR	BB	SB	CS	HP	SH	SF	SO	IBB	KL	GDP	PO	A	E
GURRIEL lf	5	1	1	0	0	0	0	0	1	0	0	0	0	1	0	0	0	2	0	0
SANTOYA rf/1b	5	1	2	0	0	0	0	0	0	0	0	0	0	0	0	0	0	4	0	1
GRACIAL ss	5	1	4	2	3	0	0	0	0	0	0	0	0	0	0	0	0	1	4	0
VAZQUES c	5	0	2	2	0	0	0	0	0	0	0	0	0	1	0	1	0	3	1	0
BORRERO 1b	3	0	0	0	0	0	0	0	0	0	0	0	0	1	0	0	0	9	0	0
HURTADO ph/cf	2	0	0	0	0	0	0	0	0	0	0	0	0	0	0	0	0	0	0	0
SAMON dh	4	0	0	0	0	0	0	0	0	0	0	0	0	0	0	0	0	0	0	0
BARCELAN 3b	3	0	0	0	0	0	0	1	0	0	0	0	0	0	0	0	0	2	2	0
FISS cf/rf	4	0	1	0	0	0	0	0	0	0	0	0	1	0	0	1	1	1	0	0
GALVEZ 2b	2	0	0	0	0	0	0	0	0	0	0	0	0	0	0	0	0	1	3	1
MORENO 2b	0	1	0	0	0	0	0	2	0	0	0	0	0	0	0	0	0	1	2	0
MARTINEZ p	0	0	0	0	0	0	0	0	0	0	0	0	0	0	0	0	0	0	1	0
HECHEVARRIA p	0	0	0	0	0	0	0	0	0	0	0	0	0	0	0	0	0	0	0	0
LICOR Ramon p	0	0	0	0	0	0	0	0	0	0	0	0	0	0	0	0	0	0	0	0
RABI p	0	0	0	0	0	0	0	0	0	0	0	0	0	0	0	0	0	0	0	0
RAJIV p	0	0	0	0	0	0	0	0	0	0	0	0	0	0	0	0	0	0	0	0
LAHERA p	0	0	0	0	0	0	0	0	0	0	0	0	0	0	0	0	0	0	1	0
Totals.....	38	4	10	4	3	0	0	3	1	0	0	0	0	4	0	1	1	24	14	2

NETHERLANDS 8 (5-0)

Player	AB	R	H	BI	2B	3B	HR	BB	SB	CS	HP	SH	SF	SO	IBB	KL	GDP	PO	A	E
LAMPE lf	5	1	1	0	0	1	0	0	0	0	0	0	0	0	0	0	0	0	0	0
MEER ss	5	1	3	1	1	0	0	0	0	0	0	0	0	0	0	0	0	2	4	0
CUBA 1b	3	1	2	1	0	0	0	0	1	0	0	0	0	0	0	0	0	5	0	0
LEONORA 1b	1	1	0	0	0	0	0	0	0	0	1	0	0	0	0	0	1	6	0	0
BOEKHOUDT dh	2	1	0	0	0	0	0	3	0	0	0	0	0	0	0	0	0	0	0	0
KEMP 3b	4	2	1	2	0	1	0	1	0	0	0	0	0	0	0	0	0	0	1	2
URBANUS 3b	0	0	0	0	0	0	0	0	0	0	0	0	0	0	0	0	0	0	1	0
DIAZ rf	4	1	1	0	0	0	0	0	0	0	0	0	0	0	0	0	0	4	0	0
ROMBLEY rf	1	0	0	1	0	0	0	0	0	0	0	0	0	0	0	0	0	0	0	1
MOESQUIT 2b	3	0	2	1	1	0	0	1	0	0	0	0	0	0	0	0	0	2	3	0
RICARDO c	2	0	0	1	0	0	0	1	0	0	0	0	1	2	0	0	0	4	0	0
DAANTJI cf	4	0	1	0	1	0	0	0	0	0	0	0	1	0	0	0	0	4	0	0
BOLSENBROEK p	0	0	0	0	0	0	0	0	0	0	0	0	0	0	0	0	0	0	1	0
PLOEGER p	0	0	0	0	0	0	0	0	0	0	0	0	0	0	0	0	0	0	0	0
CORNELISSE p	0	0	0	0	0	0	0	0	0	0	0	0	0	0	0	0	0	0	0	0
MIL p	0	0	0	0	0	0	0	0	0	0	0	0	0	0	0	0	0	0	0	0
Totals.....	34	8	11	7	3	2	0	6	1	0	1	0	1	3	0	0	1	27	10	3

CUBA	IP	H	R	ER	BB	SO	WP	HB	BK	IBB	SH	SF	CI	2B	3B	HR	AB	BF	FO	GO	NP
MARTINEZ L,1-1	4.0	6	4	3	2	1	0	0	0	0	0	0	0	1	1	0	19	21	3	8	61
HECHEVARRIA	0.0	1	2	2	1	0	0	0	0	0	0	0	0	0	1	0	1	2	0	0	8
LICOR Ramon	0.1	0	0	0	1	0	0	0	0	0	0	0	0	0	0	0	1	2	0	1	9
RABI	0.2	2	0	0	0	0	0	0	0	0	0	1	0	1	0	0	3	4	2	0	20
RAJIV	2.1	2	2	1	1	2	0	1	0	0	0	0	0	1	0	0	8	10	1	3	39
LAHERA	0.2	0	0	0	1	0	0	0	0	0	0	0	0	0	0	0	2	3	0	2	13
NETHERLANDS	IP	H	R	ER	BB	SO	WP	HB	BK	IBB	SH	SF	CI	2B	3B	HR	AB	BF	FO	GO	NP
BOLSENBROEK W,1-0	7.0	5	1	1	1	3	0	0	0	0	0	0	0	2	0	0	27	28	12	6	99
PLOEGER	0.1	3	2	1	0	0	0	0	0	0	0	0	0	1	0	0	4	4	0	1	16
CORNELISSE	0.2	0	0	0	1	0	0	0	0	0	0	0	0	0	0	0	2	3	0	1	12
MIL	1.0	2	1	1	1	1	0	0	0	0	0	0	0	0	0	0	5	6	0	2	17

Umpires - HP: GRONINGEN van Stenar 1B: BERKVENES Winfried 2B: WATERINGEN vd Roy
 3B: PRYBIL Frantisek
 Scorers - DRUNEN van Jeanette, SPETERS Francis TC - BRANDSMA Johan
 Start: 19:00 Time: 3:16 Attendance:
 Weather: Sunny Game notes: MARTINEZ faced 3 batters in the 5th. HECHEVARRIA faced 2 batters in the 5th.
 RABI faced 1 batter in the 6th.



WORLD PORT TOURNAMENT



Game Summary 13

	Cuba (CUB) – Chinese Taipei (TPE)	
--	--	--

Score by Innings	R	H	E
CHINESE TAIPEI.....	000	000	030 - 3 6 1
CUBA.....	002	000	11X - 4 10 2

CUBA 4 (4-2), CHINESE TAIPEI 3 (1-4) - Composite Box Score
Jul 24, 2015 at Rotterdam (Familiestadion)

CHINESE TAIPEI 3 (1-4)

Player	AB	R	H	BI	2B	3B	HR	BB	SB	CS	HP	SH	SF	SO	IBB	KL	GDP	PO	A	E
TSAO cf	4	1	1	0	0	0	0	0	0	0	0	0	0	0	0	0	0	2	1	0
LIN H. 2b	4	1	1	1	0	0	0	0	0	0	0	0	0	0	0	0	0	4	4	0
YANG dh	4	0	2	1	0	0	0	0	1	0	0	0	0	1	0	1	0	0	0	0
CHEN Y. 1b	2	0	0	0	0	0	0	1	0	0	0	0	0	0	0	0	0	6	0	0
PAN 1b	0	0	0	0	0	0	0	0	0	0	0	1	0	0	0	0	0	1	0	0
CHEN W. 3b	2	0	0	1	0	0	0	1	0	0	0	0	1	0	0	0	0	2	1	0
SU rf	4	0	0	0	0	0	0	0	0	0	0	0	0	0	0	0	0	2	0	0
HUANG C. c	2	0	0	0	0	0	0	0	0	0	0	0	0	1	0	1	0	3	0	0
KAN c	2	0	0	0	0	0	0	0	0	0	0	0	0	1	0	0	0	2	0	0
CHEN C. 1f	4	0	0	0	0	0	0	0	0	0	0	0	0	1	0	1	0	1	0	0
HSIAO ss	4	1	2	0	0	0	0	0	0	0	0	0	0	0	0	0	1	1	4	1
WANG T. p	0	0	0	0	0	0	0	0	0	0	0	0	0	0	0	0	0	0	2	0
LU p	0	0	0	0	0	0	0	0	0	0	0	0	0	0	0	0	0	0	0	0
LIN W. p	0	0	0	0	0	0	0	0	0	0	0	0	0	0	0	0	0	0	0	0
Totals.....	32	3	6	3	0	0	0	2	1	0	0	1	1	4	0	3	1	24	12	1

CUBA 4 (4-2)

Player	AB	R	H	BI	2B	3B	HR	BB	SB	CS	HP	SH	SF	SO	IBB	KL	GDP	PO	A	E
GURRIEL 2b	5	1	0	0	0	0	0	0	0	0	0	0	0	1	0	0	0	4	6	0
SANTOYA 1f	3	1	3	3	1	0	1	1	0	0	0	0	0	0	0	0	0	1	0	0
GRACIAL ss	4	0	1	0	0	0	0	0	0	0	0	0	0	0	0	0	0	1	4	1
VAZQUES c	3	0	0	0	0	0	0	1	0	0	0	0	0	1	0	1	0	3	2	0
SAMON dh	4	0	0	0	0	0	0	0	0	0	0	0	0	0	0	0	0	0	0	0
BORRERO 1b	4	0	1	0	1	0	0	0	0	0	0	0	0	0	0	0	0	14	0	1
BARCELAN 3b	4	1	3	0	0	0	0	0	0	0	0	0	0	0	0	0	0	1	1	0
HURTADO cf	3	0	0	0	0	0	0	1	0	0	0	0	0	2	0	1	0	1	0	0
FISS rf	4	1	2	1	0	0	0	0	1	0	0	0	0	0	0	0	0	2	0	0
BICET p	0	0	0	0	0	0	0	0	0	0	0	0	0	0	0	0	0	0	1	0
GARCIA J. p	0	0	0	0	0	0	0	0	0	0	0	0	0	0	0	0	0	0	1	0
Totals.....	34	4	10	4	2	0	1	3	1	0	0	0	0	4	0	2	0	27	15	2

CHINESE TAIPEI	IP	H	R	ER	BB	SO	WP	HB	BK	IBB	SH	SF	CI	2B	3B	HR	AB	BF	FO	GO	NP
WANG T.	4.2	6	2	2	2	2	0	0	0	0	0	0	0	1	0	1	19	21	2	9	66
LU L,0-1	3.0	3	2	1	1	2	0	0	0	0	0	0	0	1	0	0	13	14	5	2	51
LIN W.	0.1	1	0	0	0	0	0	0	0	0	0	0	0	0	0	0	2	2	0	1	4

CUBA	IP	H	R	ER	BB	SO	WP	HB	BK	IBB	SH	SF	CI	2B	3B	HR	AB	BF	FO	GO	NP
BICET	7.0	5	3	3	2	3	0	0	1	0	0	0	0	0	0	0	27	29	7	11	87
GARCIA J. W,2-0	2.0	1	0	0	0	1	0	0	0	0	1	1	0	0	0	0	5	7	2	2	31

Umpires - HP: BERKVENs Winfried 1B: WATERINGEN v/d Roy 2B: PRIBYL Frantisek
 3B: GRONINGEN van Stenar Start: 13.30
 Scorers - DRUNEN van Jeanette, BERG vd Alex
 TC - BRANDSMA Johan
 Time: 2:28 Attendance:

Weather: cloudy
 Game notes:
 BICET faced 3 batters in the 8th.



WORLD PORT TOURNAMENT



Game Summary 14

	Netherlands (NED) – Curacao (CUR)	
--	--	--

Score by Innings	R H E
-----	-----
CURACAO.....	000 000 1 - 1 7 4
NETHERLANDS.....	831 340 X - 19 21 0
-----	-----

NETHERLANDS 19 (6-0), CURACAO 1 (2-4) - Composite Box Score
Jul 24, 2015 at Rotterdam (Familiestadion)

CURACAO 1 (2-4)

Player	AB	R	H	BI	2B	3B	HR	BB	SB	CS	HP	SH	SF	SO	IBB	KL	GDP	PO	A	E	
GURP 2b	3	0	0	0	0	0	0	0	0	0	0	0	0	0	0	0	1	1	0	0	
DORAN 2b	0	0	0	0	0	0	0	0	0	0	0	0	0	0	0	0	0	0	0	0	
FECUNDA rf	3	0	0	0	0	0	0	0	0	0	0	0	0	2	0	0	0	4	0	0	
MUJICA ss	3	0	2	0	0	0	0	0	0	0	0	0	0	0	0	0	0	0	4	3	
SILVANIA 1b	3	0	1	0	0	0	0	0	0	0	0	0	0	0	0	0	0	0	5	0	0
LEGITO 3b	3	0	0	0	0	0	0	0	0	0	0	0	0	0	0	0	0	0	1	0	0
BALENTINA R. dh	3	0	1	0	0	0	0	0	0	0	0	0	0	0	0	0	0	0	0	0	0
ASCENCION lf	3	1	2	0	0	0	0	0	0	0	0	0	0	1	0	0	0	0	3	0	0
SNIJDERS c	1	0	0	0	0	0	0	1	0	0	0	0	0	0	0	0	0	1	0	1	0
MEYER c	1	0	1	1	1	0	0	0	0	0	0	0	0	0	0	0	0	0	0	0	0
CLEOFA cf	3	0	0	0	0	0	0	0	0	0	0	0	0	1	0	0	0	0	4	0	0
BROWN p	0	0	0	0	0	0	0	0	0	0	0	0	0	0	0	0	0	0	0	0	0
VELTKAMP p	0	0	0	0	0	0	0	0	0	0	0	0	0	0	0	0	0	0	0	0	0
HARIQUES p	0	0	0	0	0	0	0	0	0	0	0	0	0	0	0	0	0	0	0	0	0
MARTINA p	0	0	0	0	0	0	0	0	0	0	0	0	0	0	0	0	0	0	0	0	0
JAMANIKA p	0	0	0	0	0	0	0	0	0	0	0	0	0	0	0	0	0	0	0	0	0
Totals.....	26	1	7	1	1	0	0	1	0	0	0	0	0	4	0	0	1	18	5	4	0

NETHERLANDS 19 (6-0)

Player	AB	R	H	BI	2B	3B	HR	BB	SB	CS	HP	SH	SF	SO	IBB	KL	GDP	PO	A	E	
MOESQUIT 2b	2	2	1	3	0	0	0	0	0	0	1	0	1	0	0	0	0	1	2	0	0
URBANUS 2b	1	1	1	1	0	0	0	0	0	0	0	0	0	0	0	0	0	0	0	0	0
MEER ss	3	0	1	0	0	0	0	0	0	0	0	0	0	0	0	0	0	0	2	0	0
DUURSMA ss	1	1	1	2	0	0	0	0	0	0	1	0	0	0	0	0	0	0	3	0	0
ROMBLEY rf	3	2	3	3	0	0	0	0	0	0	0	0	2	0	0	0	0	2	0	0	0
BOEKHOUDT dh	3	1	1	2	1	0	0	2	0	0	0	0	0	0	0	0	0	0	0	0	0
KEMP 3b	5	1	1	1	0	0	0	0	1	0	0	0	0	1	0	0	0	1	1	0	0
DIAZ lf	5	2	2	1	0	0	0	0	1	0	0	0	0	0	0	0	0	1	0	0	0
LEONORA 1b	4	3	2	1	0	0	0	1	0	0	0	0	0	0	0	0	0	11	0	0	0
RICARDO c	4	3	3	2	0	0	0	0	0	0	0	0	0	0	0	0	0	0	4	0	0
CUBA ph/c	1	0	1	0	0	1	0	0	0	0	0	0	0	0	0	0	0	0	0	0	0
DAANTJI cf	3	2	3	1	0	0	0	0	1	0	0	0	0	0	0	0	0	1	0	0	0
LAMPE ph/cf	2	1	1	0	0	0	0	0	0	0	0	0	0	0	0	0	0	0	0	0	0
MARKWELL p	0	0	0	0	0	0	0	0	0	0	0	0	0	0	0	0	0	0	2	0	0
Totals.....	37	19	21	17	1	1	0	3	3	0	2	0	3	1	0	0	0	21	10	0	0

CURACAO	IP	H	R	ER	BB	SO	WP	HB	BK	IBB	SH	SF	CI	2B	3B	HR	AB	BF	FO	GO	NP
BROWN L,1-1	0.2	4	6	6	2	0	0	0	0	0	0	0	0	0	0	0	6	8	1	1	31
VELTKAMP	0.0	3	2	2	0	0	0	0	0	0	0	0	0	0	0	0	3	3	0	0	10
HARIQUES	0.2	3	3	1	0	1	0	0	0	0	0	0	0	0	0	0	6	6	1	0	24
MARTINA	2.0	5	4	4	1	0	1	2	0	0	0	2	0	1	0	0	9	14	4	2	37
JAMANIKA	2.2	6	4	4	0	0	0	0	0	0	0	1	0	0	1	0	13	14	5	3	41

NETHERLANDS	IP	H	R	ER	BB	SO	WP	HB	BK	IBB	SH	SF	CI	2B	3B	HR	AB	BF	FO	GO	NP
MARKWELL W,1-0	7.0	7	1	1	1	4	0	0	0	0	0	0	0	1	0	0	26	27	5	10	88

Umpires - HP: JANKOVIC Mojmir 1B: HEIJNINGEN van Henri 2B: BOSSCHAART Martijn
 3B: STEIJGER Olav Start: 19:00
 Scorers - SPETERS Francis, BERG vd Alex
 TC - BRANDSMA Johan
 Time: 2:22 Attendance:
 Weather: sunny Game notes:
 VELTKAMP faced 3 batters in the 1st.



WORLD PORT TOURNAMENT



Game Summary 15

	Japan (JPN) – Cinese Taipei (TPE)	
--	--	--

Game Cancelled due to weather and field conditions



WORLD PORT TOURNAMENT



Game Summary 16



Cuba (CUB) – Curacao (CUR)



Score by Innings	R	H	E	
CURACAO.....	000	110	100	- 3 9 0
CUBA.....	010	030	00X	- 4 8 0

CUBA 4 (5-2), CURACAO 3 (2-5) - Composite Box Score
Jul 25, 2015 at Rotterdam (Familiestadion)

CURACAO 3 (2-5)

Player	AB	R	H	BI	2B	3B	HR	BB	SB	CS	HP	SH	SF	SO	IBB	KL	GDP	PO	A	E
GURP 2b	1	0	1	1	0	0	0	1	0	1	1	0	1	0	0	0	0	2	6	0
FECUNDA rf	2	1	1	0	0	0	0	0	0	0	0	2	0	0	0	0	0	2	0	0
MUJICA ss	4	0	0	0	0	0	0	0	0	0	0	0	0	0	0	0	0	1	5	0
SILVANIA 1b	4	0	1	1	0	0	0	0	0	0	0	0	0	0	0	0	0	11	0	0
LEGITO 3b	4	0	1	0	0	0	0	0	0	0	0	0	0	1	0	0	0	2	0	0
BALENTINA R. c	4	0	2	0	0	0	0	0	0	0	0	0	0	1	0	0	0	1	0	0
ANTERSIJN pr	0	0	0	0	0	0	0	0	0	0	0	0	0	0	0	0	0	0	0	0
ASCENCION lf	4	0	0	0	0	0	0	0	0	0	0	0	0	1	0	0	1	2	0	0
JOUBERT dh	0	0	0	0	0	0	0	0	0	0	0	0	0	0	0	0	0	0	0	0
MEYER ph/dh	4	1	1	0	1	0	0	0	0	0	0	0	0	1	0	0	0	0	0	0
CLEOFA cf	3	1	2	1	0	1	0	0	0	1	0	0	0	0	0	0	0	3	0	0
MARTIS p	0	0	0	0	0	0	0	0	0	0	0	0	0	0	0	0	0	0	0	0
GREGORIUS p	0	0	0	0	0	0	0	0	0	0	0	0	0	0	0	0	0	0	2	0
Totals.....	30	3	9	3	1	1	0	1	0	2	1	2	1	4	0	0	1	24	13	0

CUBA 4 (5-2)

Player	AB	R	H	BI	2B	3B	HR	BB	SB	CS	HP	SH	SF	SO	IBB	KL	GDP	PO	A	E
GURRIEL 2b/lf	4	1	1	0	0	0	0	0	0	0	0	0	0	1	0	0	0	1	0	0
SANTOYA lf/rf	4	1	2	1	0	0	0	0	0	0	0	0	0	0	0	0	0	2	0	0
GRACIAL ss	3	0	1	1	1	0	0	1	0	0	0	0	0	0	0	0	0	0	4	0
VAZQUES c	3	0	1	0	0	0	0	1	0	0	0	0	0	0	1	0	0	4	3	0
SAMON dh	3	1	2	1	1	0	0	0	0	0	0	0	1	0	0	0	0	1	0	0
BORRERO 1b	3	0	1	1	1	0	0	1	0	0	0	0	0	0	1	0	1	13	0	0
BARCELAN 3b	3	0	0	0	0	0	0	1	0	0	0	0	0	0	0	0	0	0	3	0
HURTADO cf	2	0	0	0	0	0	0	0	0	0	0	0	0	0	0	0	0	1	0	0
MORENO ph	1	0	0	0	0	0	0	0	0	0	0	0	0	0	0	0	0	0	0	0
SARDUY 2b	0	0	0	0	0	0	0	0	0	0	0	1	0	0	0	0	0	3	4	0
FISS rf/cf	2	1	0	0	0	0	2	0	0	0	0	0	0	0	0	0	0	3	0	0
CRUZ p	0	0	0	0	0	0	0	0	0	0	0	0	0	0	0	0	0	0	1	0
AGUILERA p	0	0	0	0	0	0	0	0	0	0	0	0	0	0	0	0	0	0	0	0
LAHERA p	0	0	0	0	0	0	0	0	0	0	0	0	0	0	0	0	0	0	0	0
Totals.....	28	4	8	4	3	0	0	6	0	0	0	1	1	1	2	0	2	27	15	0

CURACAO	IP	H	R	ER	BB	SO	WP	HB	BK	IBB	SH	SF	CI	2B	3B	HR	AB	BF	FO	GO	NP
MARTIS L,0-2	4.1	8	4	4	2	1	0	0	0	1	0	0	0	3	0	0	20	22	3	8	62
GREGORIUS	3.2	0	0	0	4	0	0	0	0	1	1	1	0	0	0	0	8	14	5	5	47

CUBA	IP	H	R	ER	BB	SO	WP	HB	BK	IBB	SH	SF	CI	2B	3B	HR	AB	BF	FO	GO	NP
CRUZ W,1-0	7.0	8	3	3	0	3	1	1	0	0	1	1	0	1	1	0	24	27	6	9	76
AGUILERA	0.2	0	0	0	1	0	0	0	0	0	1	0	0	0	0	0	1	3	0	2	10
LAHERA S,2	1.1	1	0	0	0	1	0	0	0	0	0	0	0	0	0	0	5	5	0	3	20

Umpires - HP: STEIJGER Olav 1B: BOSSCHAART Martijn 2B: HEIJNINGEN van Henri
 3B: JANKOVIC Mojmir
 Scorers - BERG vd Alex, DRUNEN van Jeanette
 TC - BRANDSMA Johan
 Start: 19:00 Time: 2:17 Attendance:
 Weather: cloudy
 Game notes:



WORLD PORT TOURNAMENT



Game Summary 17

	Netherlands (NED) – Cuba (CUB)	
--	---------------------------------------	--

Score by Innings	R	H	E
CUBA.....	100	310	000 - 5 11 3
NETHERLANDS.....	001	001	010 - 3 10 0

CUBA 5, NETHERLANDS 3 - Composite Box Score
Jul 26, 2015 at Rotterdam (Familiestadion)

CUBA 5

Player	AB	R	H	BI	2B	3B	HR	BB	SB	CS	HP	SH	SF	SO	IBB	KL	GDP	PO	A	E
GURRIEL 2b/lf	4	2	2	1	1	0	1	0	0	0	0	0	0	0	0	0	0	2	1	1
SANTOYA lf	3	0	2	0	0	0	0	0	0	1	0	0	0	1	0	1	0	1	0	0
SARDUY 2b	1	0	0	0	0	0	0	0	0	0	0	0	0	0	0	0	0	1	2	1
GRACIAL ss	4	0	0	0	0	0	0	0	0	0	0	0	0	1	0	0	1	1	3	1
VAZQUES c	4	1	2	0	1	0	0	0	0	0	0	0	0	1	0	1	0	7	2	0
SAMON dh	4	0	0	0	0	0	0	0	0	0	0	0	0	0	0	0	0	0	0	0
BORRERO 1b	4	1	1	1	0	0	0	0	0	0	0	0	0	0	0	0	0	8	1	0
BARCELAN 3b	4	1	2	1	1	0	0	0	0	0	0	0	0	0	0	0	0	0	1	0
FISS rf	4	0	1	1	0	0	0	0	1	0	0	0	0	0	0	0	0	4	0	0
HURTADO cf	4	0	1	0	0	0	0	0	0	0	0	0	0	0	0	0	0	2	0	0
MONTIETH p	0	0	0	0	0	0	0	0	0	0	0	0	0	0	0	0	0	0	1	0
GARCIA J. p	0	0	0	0	0	0	0	0	0	0	0	0	0	0	0	0	0	0	0	0
LAHERA p	0	0	0	0	0	0	0	0	0	0	0	0	0	0	0	0	0	1	0	0
Totals.....	36	5	11	4	3	0	1	0	1	1	0	0	0	3	0	2	1	27	11	3

NETHERLANDS 3

Player	AB	R	H	BI	2B	3B	HR	BB	SB	CS	HP	SH	SF	SO	IBB	KL	GDP	PO	A	E
MOESQUIT 2b	3	1	0	0	0	0	0	2	0	0	0	0	0	0	0	0	0	4	3	0
MEER ss	3	0	0	0	0	0	0	0	0	0	0	0	0	0	0	0	0	0	4	0
CUBA ph	1	0	0	0	0	0	0	0	0	0	0	0	0	1	0	0	0	0	0	0
DUURSMA ss	1	0	0	0	0	0	0	0	0	0	0	0	0	1	0	0	0	1	1	0
ROMBLEY rf	5	0	2	0	0	0	0	0	0	0	0	0	0	1	0	0	0	3	0	0
BOEKHOUDT dh	5	0	1	1	0	0	0	0	0	0	0	0	0	0	0	0	1	0	0	0
KEMP 3b	5	0	3	0	1	0	0	0	0	0	0	0	0	0	0	0	0	0	4	0
DIAZ lf	4	1	0	0	0	0	0	1	0	0	0	0	0	2	0	0	0	1	0	0
LEONORA 1b	4	1	1	0	0	0	0	1	0	0	0	0	0	1	0	1	0	11	0	0
RICARDO c	3	0	1	0	0	0	0	1	0	0	0	0	0	1	0	1	0	2	1	0
DAANTJI cf	4	0	2	0	0	0	0	1	0	0	0	0	0	2	0	1	0	5	0	0
CORDEMANS p	0	0	0	0	0	0	0	0	0	0	0	0	0	0	0	0	0	0	1	0
MIL p	0	0	0	0	0	0	0	0	0	0	0	0	0	0	0	0	0	0	0	0
Totals.....	38	3	10	1	1	0	0	5	1	0	0	0	0	9	0	3	1	27	14	0

CUBA	IP	H	R	ER	BB	SO	WP	HB	BK	IBB	SH	SF	CI	2B	3B	HR	AB	BF	FO	GO	NP
MONTIETH W	5.2	6	2	1	3	4	0	0	0	0	0	0	0	1	0	0	24	27	9	4	95
GARCIA J.	2.0	3	1	0	2	4	1	0	0	0	0	0	0	0	0	0	9	11	0	1	47
LAHERA S	1.1	1	0	0	0	1	0	0	0	0	0	0	0	0	0	0	5	5	0	3	31

NETHERLANDS	IP	H	R	ER	BB	SO	WP	HB	BK	IBB	SH	SF	CI	2B	3B	HR	AB	BF	FO	GO	NP
CORDEMANS L	6.0	9	5	5	0	2	0	0	0	0	0	0	0	3	0	1	25	25	6	8	67
MIL	3.0	2	0	0	0	1	0	0	0	0	0	0	0	0	0	0	11	11	5	3	30

Umpires - HP: STEIJGER Olav 1B: WATERINGEN v/d Roy 2B: GRONINGEN van Stenar
 3B: HEIJNINGEN van Henri
 Scorers - DRUNEN van Jeanette, BERG vd Alex
 TC - BRANDSMA Johan
 Start: 13:30 Time: 3:03 Attendance:

Weather: sunny
 Game notes:



WORLD PORT TOURNAMENT



Team's stats



Chinese Taipei

TPE

Overall Statistics for CHINESE TAIPEI (as of Jul 24, 2015)
(All games Sorted by Batting avg)

record: 1-4

Player	AVG	GP-GS	AB	R	H	2B	3B	HR	RBI	TB	SLG%	BB	HBP	SO	GDP	OB%	SF	SH	SB-ATT	PO	A	E	FLD%
7 HSIAO Po Ting....	.313	5-4	16	2	5	0	1	0	3	7	.438	0	0	1	1	.313	0	0	0-1	11	12	2	.920
98 LIN Han.....	.294	5-5	17	2	5	2	0	0	3	7	.412	3	0	2	0	.400	0	0	0-0	8	9	0	1.000
25 YANG Tai Chun....	.263	5-5	19	3	5	0	0	0	2	5	.263	2	1	4	1	.364	0	0	1-1	25	1	0	1.000
24 CHEN Chieh Hsien..	.250	5-5	16	2	4	0	0	0	2	4	.250	4	0	2	0	.400	0	0	0-1	7	0	0	1.000
81 SU Chih Chien....	.211	5-4	19	0	4	0	0	0	1	4	.211	0	0	4	0	.211	0	0	0-0	8	3	1	.917
65 TSAO Yu Ning.....	.211	5-5	19	2	4	0	1	0	1	6	.316	3	0	1	1	.318	0	1	1-1	15	1	0	1.000
62 CHEN Wei Chih....	.133	5-5	15	1	2	1	0	0	1	3	.200	3	0	3	0	.263	1	0	0-0	4	16	0	1.000

49 HUANG Chia Wei....	.400	4-3	10	1	4	0	0	0	0	4	.400	0	0	2	0	.400	0	0	0-1	23	1	0	1.000
21 CHEN Yi Hung.....	.333	5-2	9	2	3	0	0	0	1	3	.333	2	0	0	1	.455	0	0	0-0	11	3	1	.933
29 LEE Tsung Hsien..	.000	4-3	8	0	0	0	0	0	1	0	.000	1	0	3	0	.100	1	0	0-0	6	1	1	.875
32 PAN Yen Ting.....	.000	5-1	6	0	0	0	0	0	0	0	.000	1	0	2	0	.143	0	1	0-1	1	2	0	1.000
26 LIN Tzu Chieh....	.000	4-1	6	0	0	0	0	0	0	0	.000	0	0	2	0	.000	0	2	0-0	2	1	0	1.000
2 KAN Ming Yen.....	.000	3-1	4	0	0	0	0	0	0	0	.000	2	0	1	0	.333	0	0	0-0	7	0	0	1.000
27 WU Sung Hsun.....	.000	3-1	4	1	0	0	0	0	0	0	.000	0	0	0	0	.000	0	0	0-0	7	2	0	1.000
Totals.....	.214	5-5	168	16	36	3	2	0	15	43	.256	21	1	27	4	.302	2	4	2-6	137	57	7	.965
Opponents.....	.281	5-5	178	22	50	6	1	2	20	64	.360	17	2	32	4	.343	4	2	8-10	141	62	7	.967

LOB - Team (43), Opp (48). DPs turned - Team (4), Opp (4). IBB - Team (0), Opp (1). Picked off - TSAO 1.

(All games Sorted by Earned run avg)

Player	ERA	W-L	APP	GS	CG	SHO/CBO	SV	IP	H	R	ER	BB	SO	2B	3B	HR	AB	B/Avg	WP	HBP	BK	SFA	SHA
15 LU Yen Ping.....	1.12	0-1	4	0	0	0/0	0	8.0	6	2	1	3	6	1	0	0	30	.200	0	0	0	0	0
55 WANG Tsung Hao...	3.72	0-0	2	2	0	0/0	0	9.2	12	4	4	4	7	2	0	1	36	.333	0	0	0	1	2
11 HUANG Yi Chih....	5.40	0-1	1	1	0	0/0	0	5.0	7	4	3	2	3	1	0	0	20	.350	1	0	0	1	0
16 WANG Yu Pu.....	7.20	0-1	2	1	0	0/0	0	5.0	8	5	4	4	7	1	1	0	22	.364	2	0	0	1	0

60 HSU Kai Hsiang...	0.00	0-0	2	0	0	0/0	0	4.0	2	0	0	0	3	0	0	0	14	.143	0	1	0	0	0
58 WANG Hsiang Ying.	0.00	0-0	2	0	0	0/0	0	4.0	3	1	0	1	0	0	0	0	16	.188	0	1	0	0	0
72 PENG Shih Ying...	0.00	1-1	2	0	0	0/0	0	4.0	3	2	0	2	4	0	0	0	14	.214	0	0	0	1	0
22 LIN Wei Chih....	0.00	0-0	3	0	0	0/0	0	3.1	1	0	0	0	1	0	0	0	10	.100	0	0	0	0	0
17 TSAI Wei Fan.....	6.75	0-0	2	0	0	0/0	0	2.2	4	2	2	1	1	0	0	1	12	.333	0	0	0	0	0
19 HUANG Tzu Peng...	99.00	0-0	1	1	0	0/0	0	0.0	4	2	2	0	0	1	0	0	4	1.000	0	0	0	0	0
Totals.....	3.15	1-4	5	5	0	0/0	0	45.2	50	22	16	17	32	6	1	2	178	.281	3	2	0	4	2
Opponents.....	2.49	4-1	5	5	0	1/1	1	47.0	36	16	13	21	27	3	2	0	168	.214	1	1	4	2	4

PB - Team (0), Opp (1). Pickoffs - Team (0), Opp (1). SBA/ATT - HUANG C. (3-4), WU (2-3), KAN (3-3), LU (1-2), HUANG T. (2-2), HUANG Y. (2-2), WANG Y. (1-2), PENG (1-1), WANG H. (1-1).

(All games Sorted by Fielding pct)

Player	C	PO	A	E	FLD%	Dps	SBA	CSB	SBA%	PB	CI
25 YANG Tai Chun....	26	25	1	0	1.000	2	0	0	---	0	0
49 HUANG Chia Wei...	24	23	1	0	1.000	0	3	1	.750	0	0
62 CHEN Wei Chih....	20	4	16	0	1.000	1	0	0	---	0	0
98 LIN Han.....	17	8	9	0	1.000	1	0	0	---	0	0
65 TSAO Yu Ning.....	16	15	1	0	1.000	0	0	0	---	0	0
27 WU Sung Hsun....	9	7	2	0	1.000	0	2	1	.667	0	0
2 KAN Ming Yen.....	7	7	0	0	1.000	0	3	0	1.000	0	0
24 CHEN Chieh Hsien.	7	7	0	0	1.000	0	0	0	---	0	0
55 WANG Tsung Hao...	4	0	4	0	1.000	0	0	0	---	0	0
32 PAN Yen Ting....	3	1	2	0	1.000	0	0	0	---	0	0
26 LIN Tzu Chieh....	3	2	1	0	1.000	0	0	0	---	0	0
58 WANG Hsiang Ying.	2	1	1	0	1.000	1	1	0	1.000	0	0
72 PENG Shih Ying...	1	1	0	0	1.000	0	1	0	1.000	0	0
21 CHEN Yi Hung....	15	11	3	1	.933	2	0	0	---	0	0
7 HSIAO Po Ting....	25	11	12	2	.920	3	0	0	---	0	0
81 SU Chih Chien....	12	8	3	1	.917	2	0	0	---	0	0
29 LEE Tsung Hsien..	8	6	1	1	.875	0	0	0	---	0	0
11 HUANG Yi Chih....	2	0	0	2	.000	0	2	0	1.000	0	0
19 HUANG Tzu Peng...	0	0	0	0	.000	0	2	0	1.000	0	0
15 LU Yen Ping.....	0	0	0	0	.000	0	1	1	.500	0	0
17 TSAI Wei Fan.....	0	0	0	0	.000	0	0	0	---	0	0
22 LIN Wei Chih....	0	0	0	0	.000	0	0	0	---	0	0
16 WANG Yu Pu.....	0	0	0	0	.000	0	1	1	.500	0	0
60 HSU Kai Hsiang...	0	0	0	0	.000	0	0	0	---	0	0
Totals.....	201	137	57	7	.965	4	8	2	.800	0	0
Opponents.....	210	141	62	7	.967	4	2	4	.333	1	0

Hitting minimums - 1 Games 2.7 TPA/Game
Pitching minimums - 1 Games 1.0 IP/Game



WORLD PORT TOURNAMENT



Team's stats

	Cuba	CUB
---	-------------	------------

Overall Statistics for CUBA (as of Jul 26, 2015)
(All games Sorted by Batting avg)

record: 6-2

Player	AVG	GP-GS	AB	R	H	2B	3B	HR	RBI	TB	SLG%	BB	HBP	SO	GDP	OB%	SF	SH	SB-ATT	PO	A	E	FLD%
41 SANTOYA Yasiel...	.567	7-7	30	7	17	3	0	1	6	23	.767	2	0	1	0	.594	0	0	0-2	15	0	1	.938
31 VAZQUES Osvaldo...	.433	8-8	30	7	13	2	0	3	12	24	.800	6	0	6	0	.514	1	0	1-1	40	11	1	.981
47 GRACIAL Yurisbel...	.400	8-8	35	7	14	6	0	1	9	23	.657	3	0	1	3	.436	1	0	3-3	5	23	4	.875
21 BARCELAN Jose L...	.400	7-6	20	4	8	1	0	0	2	9	.450	2	1	0	1	.478	0	0	0-1	4	11	0	1.000
91 GURRIEL Lourdes Y	.368	8-7	38	10	14	3	0	1	3	20	.526	2	0	6	0	.400	0	0	3-3	22	14	4	.900
80 SAMON Yordanis...	.273	8-7	33	3	9	1	0	0	5	10	.303	0	0	1	1	.265	1	0	0-1	6	0	0	1.000
18 FISS Yoelvis.....	.233	8-7	30	3	7	0	0	0	3	7	.233	2	0	1	3	.281	0	0	3-3	16	0	0	1.000
53 BORRERO Ariel....	.200	8-8	25	3	5	2	0	0	2	7	.280	5	0	3	1	.333	0	0	1-1	71	5	1	.987
83 HURTADO Reutilio.	.129	8-7	31	2	4	0	0	0	2	4	.129	2	0	4	0	.182	0	0	0-0	11	0	0	1.000

57 PENA Olber.....	.800	2-1	5	1	4	0	0	0	0	4	.800	1	0	0	0	.833	0	0	0-0	6	0	0	1.000
33 SARDUY Andy.....	.333	4-1	6	1	2	1	0	0	1	3	.500	0	0	0	0	.333	0	1	0-0	6	11	2	.895
29 GALVEZ Dainier...	.273	5-4	11	2	3	1	0	0	1	4	.364	0	2	2	0	.385	0	2	0-0	13	7	1	.952
46 MORENO Adrian....	.000	5-0	5	1	0	0	0	0	0	0	.000	2	0	1	0	.286	0	0	0-0	1	4	0	1.000
63 RAJIV Adrian.....	.000	1-0	0	1	0	0	0	0	0	0	.000	0	0	0	0	.000	0	0	0-0	0	0	0	.000
COURRIEL.....	.000	1-1	0	0	0	0	0	0	0	0	.000	0	0	0	0	.000	0	0	0-0	0	0	0	.000
Totals.....	.334	8-8	299	52	100	20	0	6	46	138	.462	27	3	26	9	.392	3	3	11-15	219	102	15	.955
Opponents.....	.263	8-8	281	43	74	11	8	1	33	104	.370	27	3	50	6	.330	4	7	6-10	213	104	11	.966

LOB - Team (72), Opp (62). DPs turned - Team (6), Opp (10). IBB - Team (4), VAZQUES 2, BORRERO 1, GURRIEL 1, Opp (3). Picked off - SANTOYA 1, BARCELAN 1, SAMON 1.

(All games Sorted by Earned run avg)

Player	ERA	W-L	APP	GS	CG	SHO/CBO	SV	IP	H	R	ER	BB	SO	2B	3B	HR	AB	B/Avg	WP	HBP	BK	SFA	SHA
28 MONTIETH Frank...	0.77	1-0	2	2	0	0/0	0	11.2	7	4	1	6	9	1	0	0	44	.159	0	0	1	0	0
61 MARTINEZ Jonder...	3.00	1-1	2	2	0	0/0	0	9.0	8	4	3	3	4	1	2	0	35	.229	0	0	0	0	0
65 BICET Alberto....	3.86	0-0	3	1	0	0/0	0	11.2	14	6	5	4	6	1	0	0	47	.298	1	0	3	0	0
51 CRUZ Yoalkis.....	4.61	1-0	3	2	0	0/0	0	13.2	15	8	7	0	9	3	1	1	51	.294	1	1	1	1	2

16 GARCIA Jose Angel	0.00	2-0	3	0	0	0/0	0	7.0	6	2	0	4	8	0	0	0	25	.240	2	0	0	1	1
50 LAHERA Miguel....	1.69	0-0	5	0	0	0/0	3	5.1	5	1	1	1	3	2	0	0	21	.238	0	0	0	0	0
49 LICOR Ramon.....	3.86	0-0	3	1	0	0/0	0	2.1	2	3	1	2	3	0	0	0	11	.182	0	0	0	0	1
19 AGUILERA Danny...	5.06	1-1	4	0	0	0/0	0	5.1	4	3	3	2	3	0	1	0	18	.222	0	0	0	1	1
63 RAJIV Adrian.....	11.57	0-0	3	0	0	0/0	0	2.1	5	4	3	1	2	1	1	0	11	.455	0	1	1	0	0
70 RABI Yadir.....	13.50	0-0	4	0	0	0/0	0	2.0	4	3	3	1	1	2	0	0	9	.444	0	0	0	1	0
48 HECHEVARRIA Yadie	16.88	0-0	4	0	0	0/0	0	2.2	4	5	5	3	2	0	3	0	9	.444	0	1	0	0	2
Totals.....	3.95	6-2	8	8	0	0/0	3	73.0	74	43	32	27	50	11	8	1	281	.263	4	3	6	4	7
Opponents.....	5.70	2-6	8	8	0	0/0	0	71.0	100	52	45	27	26	20	0	6	299	.334	3	3	3	3	3

PB - Team (6), VAZQUES 6, Opp (1). Pickoffs - Team (3), BICET 2, VAZQUES 1, Opp (3). SBA/ATT - VAZQUES (6-9), BICET (2-3), CRUZ (0-2), HECHEVARRIA (2-2), GARCIA J. (1-1), AGUILERA (1-1), MARTINEZ (0-1).

(All games Sorted by Fielding pct)

Player	C	PO	A	E	FLD%	Dps	SBA	CSB	SBA%	PB	CI
18 FISS Yoelvis.....	16	16	0	0	1.000	0	0	0	---	0	0
21 BARCELAN Jose L...	15	4	11	0	1.000	2	0	0	---	0	0
83 HURTADO Reutilio.	11	11	0	0	1.000	0	0	0	---	0	0
80 SAMON Yordanis...	6	6	0	0	1.000	0	0	0	---	0	0
57 PENA Olber.....	6	6	0	0	1.000	0	0	0	---	0	0
65 BICET Alberto....	5	1	4	0	1.000	0	2	1	.667	0	0
46 MORENO Adrian....	5	1	4	0	1.000	1	0	0	---	0	0
19 AGUILERA Danny...	3	0	3	0	1.000	0	1	0	1.000	0	0
61 MARTINEZ Jonder..	3	1	2	0	1.000	0	0	1	.000	0	0
16 GARCIA Jose Angel	2	0	2	0	1.000	0	1	0	1.000	0	0
50 LAHERA Miguel....	2	1	1	0	1.000	0	0	0	---	0	0
49 LICOR Ramon.....	1	0	1	0	1.000	0	0	0	---	0	0
51 CRUZ Yoalkis.....	1	0	1	0	1.000	0	0	2	.000	0	0
53 BORRERO Ariel....	77	71	5	1	.987	6	0	0	---	0	0
31 VAZQUES Osvaldo..	52	40	11	1	.981	0	6	3	.667	6	0
29 GALVEZ Dainier...	21	13	7	1	.952	0	0	0	---	0	0
41 SANTOYA Yasiel...	16	15	0	1	.938	0	0	0	---	0	0
91 GURRIEL Lourdes Y	40	22	14	4	.900	3	0	0	---	0	0
33 SARDUY Andy.....	19	6	11	2	.895	2	0	0	---	0	0
47 GRACIAL Yurisbel.	32	5	23	4	.875	1	0	0	---	0	0
28 MONTIETH Frank...	3	0	2	1	.667	0	0	0	---	0	0
63 RAJIV Adrian.....	0	0	0	0	.000	0	0	0	---	0	0
70 RABI Yadir.....	0	0	0	0	.000	0	0	0	---	0	0
48 HECHEVARRIA Yadie	0	0	0	0	.000	0	2	0	1.000	0	0
COURRIEL.....	0	0	0	0	.000	0	0	0	---	0	0
Totals.....	336	219	102	15	.955	6	6	4	.600	6	0
Opponents.....	328	213	104	11	.966	10	11	4	.733	1	0

Hitting minimums - 1 Games 2.7 TPA/Game
Pitching minimums - 1 Games 1.0 IP/Game



WORLD PORT TOURNAMENT



Team's stats

	Curacao	CUR
--	----------------	------------

Overall Statistics for CURACAO (as of Jul 25, 2015)
(All games Sorted by Batting avg)

record: 2-5

Player	AVG	GP-GS	AB	R	H	2B	3B	HR	RBI	TB	SLG%	BB	HBP	SO	GDP	OB%	SF	SH	SB-ATT	PO	A	E	FLD%
31 SILVANIA Kelvin..	.450	7-6	20	2	9	1	0	0	6	10	.500	3	0	1	0	.500	1	0	1-1	38	0	1	.974
3 FECUNDA Reyhan...	.350	6-5	20	4	7	1	0	0	2	8	.400	0	0	3	1	.350	0	2	1-1	20	0	0	1.000
11 GURP Raywendley v	.345	7-7	29	3	10	1	1	0	7	13	.448	1	1	2	2	.375	1	0	2-3	4	9	0	1.000
10 MUJICA Shurendell	.292	7-6	24	6	7	0	0	0	0	7	.292	3	0	2	0	.370	0	0	2-2	5	23	4	.875
9 CLEOFA Rojean....	.292	7-7	24	3	7	2	1	1	7	14	.583	1	0	6	1	.308	1	0	1-3	26	2	0	1.000
30 LEGITO Raily.....	.286	6-5	21	3	6	2	0	0	2	8	.381	0	0	2	0	.286	0	0	0-0	4	7	3	.786

45 GREGORIUS Johanne	.308	4-4	13	4	4	1	1	0	2	7	.538	1	0	0	0	.357	0	0	0-0	8	9	1	.944
19 BALENTINA Ramiro.	.278	7-6	18	0	5	0	1	0	1	7	.389	0	0	2	1	.278	0	0	0-0	11	4	0	1.000
18 ASCENCION Quincy.	.267	6-4	15	5	4	1	0	0	2	5	.333	2	0	2	1	.353	0	0	1-1	9	0	0	1.000
23 MEYER Edinho.....	.200	6-3	15	3	3	2	0	0	1	5	.333	1	0	3	1	.250	0	1	0-0	14	2	1	.941
7 SNIJDERS Ulrich..	.167	5-3	12	4	2	1	0	0	1	3	.250	3	0	4	0	.333	0	0	0-0	11	2	4	.765
24 DORAN Curtney....	.125	4-2	8	0	1	0	0	0	0	1	.125	0	0	5	0	.125	0	0	0-0	4	2	0	1.000
22 ISABELLA Raydel..	.000	3-3	5	0	0	0	0	0	0	0	.000	0	0	4	0	.000	0	1	0-0	4	9	0	1.000
13 JOUBERT Djonny..	.000	3-2	2	0	0	0	0	0	0	0	.000	0	0	1	0	.000	0	0	0-0	10	0	1	.909
5 BROWN Marvin.....	.000	1-0	0	0	0	0	0	0	0	0	.000	0	0	0	0	.000	0	0	0-0	0	0	0	.000
2 ANTERSIJN Sherwen	.000	1-0	0	0	0	0	0	0	0	0	.000	0	0	0	0	.000	0	0	0-0	0	0	0	.000
Totals.....	.288	7-7	226	37	65	12	4	1	31	88	.389	15	1	37	7	.331	3	4	8-11	168	71	15	.941
Opponents.....	.354	7-7	240	61	85	11	2	0	50	100	.417	36	7	17	4	.444	5	9	8-10	177	76	8	.969

LOB - Team (35), Opp (68). DPs turned - Team (4), Opp (8). IBB - Team (0), Opp (5). Picked off - MUJICA 1.

(All games Sorted by Earned run avg)

Player	ERA	W-L	APP	GS	CG	SHO/CBO	SV	IP	H	R	ER	BB	SO	2B	3B	HR	AB	B/Avg	WP	HBP	BK	SFA	SHA
22 ISABELLA Raydel..	2.84	1-1	2	2	0	0/0	0	12.2	13	11	4	4	3	3	0	0	51	.255	1	1	1	0	3
12 MARTIS Evenon....	9.00	0-2	4	1	0	0/1	0	8.0	14	9	8	2	3	3	0	0	37	.378	0	1	1	0	0

2 ANTERSIJN Sherwen	0.00	0-0	2	0	0	0/1	0	4.1	3	0	0	3	5	0	0	0	15	.200	1	1	0	0	1
45 GREGORIUS Johanne	0.00	0-0	1	0	0	0/0	0	3.2	0	0	0	4	0	0	0	0	8	.000	0	0	0	0	1
44 BALENTINA Jonatha	0.00	0-0	2	0	0	0/1	0	1.1	2	0	0	1	1	0	0	0	6	.333	0	0	1	0	0
42 ALBERTUS Rodienne	3.38	0-0	1	1	0	0/0	0	5.1	9	3	2	4	0	1	0	0	22	.409	0	0	2	0	1
21 EUSTATIUS Roderic	4.50	0-0	1	0	0	0/0	0	2.0	1	1	1	1	1	0	0	0	7	.143	0	0	0	0	0
5 BROWN Marvin.....	9.53	1-1	2	2	0	0/1	0	5.2	9	6	6	7	1	1	0	0	25	.360	1	1	1	0	0
4 JAMANIKA Ramses..	11.57	0-0	4	0	0	0/0	0	4.2	8	6	6	2	0	2	1	0	21	.381	0	0	0	0	1
20 HARIQUES Claysand	11.57	0-0	2	0	0	0/0	0	2.1	8	7	3	1	2	0	0	0	16	.500	0	0	0	0	1
27 VELTKAMP Nick....	21.00	0-1	2	1	0	0/0	0	3.0	7	8	7	3	1	0	1	0	15	.467	1	1	0	0	2
14 MARTINA Richene..	30.00	0-0	3	0	0	0/0	0	3.0	11	10	10	4	0	1	0	0	17	.647	2	2	0	2	1
Totals.....	7.55	2-5	7	7	0	1/1	0	56.0	85	61	47	36	17	11	2	0	240	.354	6	7	6	5	9
Opponents.....	5.03	5-2	7	7	2	0/0	1	59.0	65	37	33	15	37	12	4	1	226	.288	7	1	1	3	4

PB - Team (3), BALENTINA R. 3, Opp (4). Pickoffs - Team (0), Opp (1). SBA/ATT - SNIJDERS (5-5), BALENTINA R. (3-5), BROWN (2-3), VELTKAMP (2-2), EUSTATIUS (1-1), ALBERTUS (1-1), MARTINA (1-1), ANTERSIJN (0-1), JAMANIKA (1-1).

(All games Sorted by Fielding pct)

Player	C	PO	A	E	FLD%	Dps	SBA	CSB	SBA%	PB	CI
9 CLEOFA Rojean....	28	26	2	0	1.000	0	0	0	---	0	0
3 FECUNDA Reyhan...	20	20	0	0	1.000	0	0	0	---	0	0
19 BALENTINA Ramiro.	15	11	4	0	1.000	0	3	2	.600	3	0
11 GURP Raywendley v	13	4	9	0	1.000	2	0	0	---	0	0
22 ISABELLA Raydel..	13	4	9	0	1.000	2	0	0	---	0	0
18 ASCENCION Quincy.	9	9	0	0	1.000	0	0	0	---	0	0
24 DORAN Curtney....	6	4	2	0	1.000	0	0	0	---	0	0
4 JAMANIKA Ramses..	1	0	1	0	1.000	0	1	0	1.000	0	0
42 ALBERTUS Rodienne	1	0	1	0	1.000	0	1	0	1.000	0	0
31 SILVANIA Kelvin..	39	38	0	1	.974	2	0	0	---	0	0
45 GREGORIUS Johanne	18	8	9	1	.944	0	0	0	---	0	0
23 MEYER Edinho.....	17	14	2	1	.941	2	0	0	---	0	0
13 JOUBERT Djonny..	11	10	0	1	.909	0	0	0	---	0	0
10 MUJICA Shurendell	32	5	23	4	.875	4	0	0	---	0	0
30 LEGITO Raily.....	14	4	7	3	.786	0	0	0	---	0	0
7 SNIJDERS Ulrich..	17	11	2	4	.765	0	5	0	1.000	0	0
20 HARIQUES Claysand	0	0	0	0	.000	0	0	0	---	0	0
2 ANTERSIJN Sherwen	0	0	0	0	.000	0	0	1	.000	0	0
21 EUSTATIUS Roderic	0	0	0	0	.000	0	1	0	1.000	0	0
27 VELTKAMP Nick....	0	0	0	0	.000	0	2	0	1.000	0	0
5 BROWN Marvin.....	0	0	0	0	.000	0	2	1	.667	0	0
14 MARTINA Richene..	0	0	0	0	.000	0	1	0	1.000	0	0
12 MARTIS Evenon....	0	0	0	0	.000	0	0	0	---	0	0
44 BALENTINA Jonatha	0	0	0	0	.000	0	0	0	---	0	0
Totals.....	254	168	71	15	.941	4	8	2	.800	3	0
Opponents.....	261	177	76	8	.969	8	8	3	.727	4	0

Hitting minimums - 1 Games 2.7 TPA/Game
Pitching minimums - 1 Games 1.0 IP/Game



WORLD PORT TOURNAMENT



Team's stats

	Japan	JPN
--	--------------	------------

Overall Statistics for JAPAN (as of Jul 23, 2015)
(All games Sorted by Batting avg)

record: 1-4

Player	AVG	GP-GS	AB	R	H	2B	3B	HR	RBI	TB	SLG%	BB	HBP	SO	GDP	OB%	SF	SH	SB-ATT	PO	A	E	FLD%
24 UEDA Teppei.....	.500	5-4	18	5	9	2	2	0	4	15	.833	2	0	3	0	.550	0	0	0-0	13	2	1	.938
27 HATA Ryosuke.....	.357	4-3	14	2	5	0	0	0	0	5	.357	0	1	2	1	.400	0	0	0-1	0	0	0	.000
23 KATADA Keitaro...	.294	5-5	17	3	5	0	0	0	3	5	.294	2	0	2	0	.368	0	2	1-2	16	0	1	.941
10 KIMURA Yuki.....	.286	4-4	14	2	4	0	0	0	2	4	.286	2	0	3	0	.375	0	0	0-0	22	5	1	.964
5 MITSUYA Hiromasa..	.278	4-4	18	1	5	0	0	0	2	5	.278	1	0	2	0	.316	0	0	0-1	8	0	1	.889
6 SHONO Yuto.....	.250	4-4	16	2	4	1	0	0	3	5	.313	2	0	5	0	.333	0	0	0-0	2	4	1	.857
7 TAMURA Tsuyoshi..	.235	5-4	17	1	4	1	0	0	2	5	.294	0	0	3	0	.222	1	1	0-0	7	14	1	.955
1 KIDOJI Kazuki....	.231	4-4	13	3	3	0	1	0	3	5	.385	2	0	5	0	.333	0	1	0-0	8	8	1	.941
2 KONAKA Yuhei.....	.429	4-3	7	4	3	0	0	0	1	3	.429	1	1	0	0	.556	0	2	3-3	6	0	0	1.000
9 NATSUMI Hiroki...	.400	3-1	5	2	2	0	0	0	0	2	.400	1	0	0	0	.500	0	0	2-2	3	5	0	1.000
20 SAWADA Masatoshi..	.333	2-2	6	0	2	0	0	0	0	2	.333	0	0	2	0	.333	0	0	0-0	3	0	0	1.000
26 KATO Takaya.....	.250	1-1	4	1	1	0	0	0	0	1	.250	0	0	1	0	.250	0	0	1-1	1	4	1	.833
3 YAMAMOTO Shusaku..	.167	3-1	6	0	1	0	0	0	0	1	.167	1	0	2	0	.286	0	0	0-0	2	0	0	1.000
25 HARADA Kazuma....	.000	3-3	8	1	0	0	0	0	0	0	.000	0	1	1	0	.111	0	1	0-0	20	2	0	1.000
39 OHSUGI Yuto.....	.000	3-1	5	0	0	0	0	0	0	0	.000	0	0	0	0	.000	0	0	0-0	5	0	0	1.000
8 SHIBUMURA Ryosuke	.000	3-1	4	0	0	0	0	0	0	0	.000	0	0	2	1	.000	0	1	0-0	13	2	0	1.000
Totals.....	.279	5-5	172	27	48	4	3	0	20	58	.337	14	3	33	2	.342	1	8	7-10	131	55	9	.954
Opponents.....	.306	5-5	186	37	57	8	3	2	34	77	.414	21	0	28	3	.375	1	3	10-11	132	55	10	.949

LOB - Team (41), Opp (45). DPs turned - Team (4), Opp (2). IBB - Team (1), KATADA 1. Picked off - HATA 1, KIMURA 1, SAWADA 1.

(All games Sorted by Earned run avg)

Player	ERA	W-L	APP	GS	CG	SHO/CBO	SV	IP	H	R	ER	BB	SO	2B	3B	HR	AB	B/Avg	WP	HBP	BK	SFA	SHA
15 TAMURA Ryotaro...	0.00	0-0	2	0	0	0/0	0	6.2	4	0	0	1	3	0	0	25	.160	0	0	0	0	0	1
11 MONZEN Yuta.....	5.87	0-1	1	1	0	0/0	0	7.2	9	6	5	3	0	1	0	32	.281	0	0	0	0	0	1
18 YOZA Kento.....	6.30	1-0	3	1	1	0/0	0	10.0	11	9	7	7	8	2	0	41	.268	3	0	0	0	0	0
14 YAMAMOTO Tatsuya..	8.59	0-1	2	2	0	0/0	0	7.1	13	8	7	2	1	2	0	32	.406	0	0	0	0	0	1
21 SAKAMOTO Ryusei..	9.53	0-2	3	0	0	0/0	0	5.2	10	8	6	0	4	3	1	26	.385	1	0	0	0	1	0
17 NAKAGAWA Kazuto..	0.00	0-0	1	1	0	0/0	0	4.1	4	1	0	4	8	0	0	18	.222	3	0	0	0	0	0
19 HATTORI Ryohsuke..	0.00	0-0	2	0	0	0/0	0	1.0	1	0	0	3	0	1	0	4	.250	0	0	0	0	0	0
16 OTA Makoto.....	45.00	0-0	2	0	0	0/0	0	1.0	5	5	5	1	1	0	8	.625	0	0	0	0	0	0	0
Totals.....	6.18	1-4	5	5	1	0/0	0	43.2	57	37	30	21	28	8	3	2	186	.306	7	0	0	1	3
Opponents.....	3.48	4-1	5	5	0	0/0	0	44.0	48	27	17	14	33	4	3	0	172	.279	3	3	1	1	8

PB - Team (6), KIMURA 6, Opp (3). Pickoffs - Team (0), Opp (3). SBA/ATT - KIMURA (10-11), YOZA (5-6), TAMURA R. (4-4), SAKAMOTO (1-1).

(All games Sorted by Fielding pct)

Player	C	PO	A	E	FLD%	Dps	SBA	CSB	SBA%	PB	CI
25 HARADA Kazuma....	22	20	2	0	1.000	2	0	0	---	0	0
8 SHIBUMURA Ryosuke	15	13	2	0	1.000	1	0	0	---	0	0
9 NATSUMI Hiroki...	8	3	5	0	1.000	1	0	0	---	0	0
2 KONAKA Yuhei.....	6	6	0	0	1.000	0	0	0	---	0	0
39 OHSUGI Yuto.....	5	5	0	0	1.000	0	0	0	---	0	0
20 SAWADA Masatoshi..	3	3	0	0	1.000	0	0	0	---	0	0
11 MONZEN Yuta.....	2	1	1	0	1.000	0	0	0	---	0	0
21 SAKAMOTO Ryusei..	2	0	2	0	1.000	0	1	0	1.000	0	0
3 YAMAMOTO Shusaku..	2	2	0	0	1.000	0	0	0	---	0	0
14 YAMAMOTO Tatsuya..	2	0	2	0	1.000	0	0	0	---	0	0
18 YOZA Kento.....	1	0	1	0	1.000	1	5	1	.833	0	0
10 KIMURA Yuki.....	28	22	5	1	.964	0	10	1	.909	6	0
7 TAMURA Tsuyoshi..	22	7	14	1	.955	3	0	0	---	0	0
1 KIDOJI Kazuki....	17	8	8	1	.941	1	0	0	---	0	0
23 KATADA Keitaro...	17	16	0	1	.941	0	0	0	---	0	0
24 UEDA Teppei.....	16	13	2	1	.938	1	0	0	---	0	0
5 MITSUYA Hiromasa..	9	8	0	1	.889	0	0	0	---	0	0
6 SHONO Yuto.....	7	2	4	1	.857	0	0	0	---	0	0
26 KATO Takaya.....	6	1	4	1	.833	1	0	0	---	0	0
15 TAMURA Ryotaro...	5	1	3	1	.800	0	4	0	1.000	0	0
19 HATTORI Ryohsuke..	0	0	0	0	.000	0	0	0	---	0	0
17 NAKAGAWA Kazuto..	0	0	0	0	.000	0	0	0	---	0	0
16 OTA Makoto.....	0	0	0	0	.000	0	0	0	---	0	0
27 HATA Ryosuke.....	0	0	0	0	.000	0	0	0	---	0	0
Totals.....	195	131	55	9	.954	4	10	1	.909	6	0
Opponents.....	197	132	55	10	.949	2	7	3	.700	3	0

Hitting minimums - 1 Games 2.7 TPA/Game

Pitching minimums - 1 Games 1.0 IP/Game



WORLD PORT TOURNAMENT



Team's stats

	<h3>Netherlands</h3>	<h3>NED</h3>
---	----------------------	--------------

Overall Statistics for NETHERLANDS (as of Jul 26, 2015)
(All games Sorted by Batting avg)

record: 6-1

Player	AVG	GP-GS	AB	R	H	2B	3B	HR	RBI	TB	SLG%	BB	HBP	SO	GDP	OB%	SF	SH	SB-ATT	PO	A	E	FLD%
23 DAANTJI Shaldimar	.500	7-7	26	4	13	2	0	0	4	15	.577	1	0	7	0	.519	0	1	2-2	24	0	0	1.000
21 CUBA Quintin de..	.389	7-4	18	4	7	1	1	0	5	10	.556	3	0	2	0	.455	1	0	1-1	32	3	0	1.000
22 MOESQUIT Kevin...	.368	6-6	19	7	7	2	0	1	8	12	.632	6	1	0	0	.519	1	0	0-0	15	16	0	1.000
4 LEONORA Dudley...	.357	5-4	14	6	5	0	0	0	2	5	.357	3	1	1	1	.500	0	1	0-0	48	0	0	1.000
7 KEMP Dwayne.....	.348	6-5	23	6	8	3	2	0	5	15	.652	3	0	3	0	.423	0	0	1-1	1	9	4	.714
32 DIAZ Christian...	.320	7-6	25	7	8	0	0	0	1	8	.320	2	0	4	1	.370	0	0	1-1	11	0	0	1.000
27 ROMBLEY Danny...	.286	7-6	28	4	8	0	0	0	7	8	.286	1	0	3	1	.273	4	0	1-1	13	0	1	.929
12 RICARDO Dashenko.	.261	6-6	23	6	6	0	1	0	7	8	.348	3	0	5	0	.333	1	0	0-0	28	2	1	.968
16 MEER Stijn van de	.241	7-7	29	4	7	2	0	0	2	9	.310	1	0	3	0	.267	0	1	0-0	9	21	1	.968
18 LAMPE Gilmer.....	.188	6-2	16	3	3	0	1	0	2	5	.313	2	1	1	0	.316	0	0	2-2	4	0	0	1.000
30 BOEKHOUDT Gianiso	.182	7-7	22	6	4	2	0	0	4	6	.273	11	0	6	1	.455	0	0	0-0	0	0	0	.000

2 URBANUS Nick.....	.273	6-2	11	1	3	0	0	0	3	3	.273	0	1	0	0	.333	0	0	0-0	2	10	0	1.000
8 DUURSMA Michael..	.143	5-1	7	2	1	0	0	0	2	1	.143	1	1	4	0	.333	0	0	0-0	4	6	1	.909
Totals.....	.307	7-7	261	60	80	12	5	1	52	105	.402	37	5	39	4	.394	7	3	8-8	192	81	9	.968
Opponents.....	.261	7-7	241	29	63	15	0	3	27	87	.361	13	1	35	9	.300	2	1	4-9	184	69	19	.930

LOB - Team (73), Opp (41). DPs turned - Team (10), Opp (4). IBB - Team (4), CUBA 2, MOESQUIT 1, BOEKHOUDT 1.

(All games Sorted by Earned run avg)

Player	ERA	W-L	APP	GS	CG	SHO/CBO	SV	IP	H	R	ER	BB	SO	2B	3B	HR	AB	B/Avg	WP	HBP	BK	SFA	SHA
51 MIL Loek van.....	1.12	0-0	4	0	0	0/0	0	8.0	6	2	1	2	3	1	0	0	28	.214	0	0	0	0	0
36 MARKWELL Diegomar	1.29	1-0	1	1	1	0/0	0	7.0	7	1	1	1	4	1	0	0	26	.269	0	0	0	0	0
20 BOLSENBROEK Mike.	4.91	1-0	2	1	0	0/0	0	7.1	6	4	4	3	4	2	0	0	29	.207	0	0	0	0	0
19 CORDEMANS Rob....	5.14	0-1	2	2	0	0/0	0	14.0	14	9	8	3	8	4	0	1	53	.264	0	0	0	1	0

35 CORNELISSE Bayron	0.00	1-0	3	0	0	0/0	0	3.2	0	0	0	1	4	0	0	0	11	.000	0	0	0	0	0
33 KELLY Kevin.....	1.50	0-0	2	1	0	0/0	0	6.0	4	2	1	0	4	1	0	0	23	.174	0	0	0	0	0
3 DRIEL Berry van..	2.70	1-0	3	0	0	0/0	0	3.1	4	1	1	0	3	1	0	1	12	.333	1	0	0	0	0
26 PLOEGER Jim.....	3.38	1-0	3	0	0	0/0	0	2.2	4	2	1	0	1	0	0	11	.364	0	0	0	0	1	
13 HEYSTEK Kevin....	3.60	1-0	1	1	0	0/0	0	5.0	6	2	2	0	2	1	0	0	19	.316	0	0	0	0	0
40 YNYEMA Orlando...	5.40	0-0	1	1	0	0/0	0	5.0	9	3	3	1	0	3	0	1	20	.450	0	0	0	1	0
42 ASJES Arshwin....	13.50	0-0	3	0	0	0/0	0	2.0	3	3	3	2	2	0	0	0	9	.333	1	1	0	0	0
Totals.....	3.52	6-1	7	7	1	0/0	0	64.0	63	29	25	13	35	15	0	3	241	.261	2	1	0	2	1
Opponents.....	6.16	1-6	7	7	0	0/0	1	61.1	80	60	42	37	39	12	5	1	261	.307	8	5	3	7	3

PB - Team (1), CUBA 1, Opp (7). Pickoffs - Team (5), YNTEMA 2, CORDEMANS 2, MARKWELL 1. SBA/ATT - RICARDO (3-4), YNTEMA (1-3), CORDEMANS (1-2), CUBA (1-2), DRIEL (0-1), MIL (0-1), BOLSENBROEK (1-1), ASJES (1-1).

(All games Sorted by Fielding pct)

Player	C	PO	A	E	FLD%	Dps	SBA	CSB	SBA%	PB	CI
4 LEONORA Dudley...	48	48	0	0	1.000	4	0	0	---	0	0
21 CUBA Quintin de..	35	32	3	0	1.000	6	1	1	.500	1	0
22 MOESQUIT Kevin...	31	15	16	0	1.000	7	0	0	---	0	0
23 DAANTJI Shaldimar	24	24	0	0	1.000	0	0	0	---	0	0
2 URBANUS Nick.....	12	2	10	0	1.000	1	0	0	---	0	0
32 DIAZ Christian...	11	11	0	0	1.000	0	0	0	---	0	0
19 CORDEMANS Rob....	4	0	4	0	1.000	0	1	1	.500	0	0
18 LAMPE Gilmer.....	4	4	0	0	1.000	0	0	0	---	0	0
40 YNYEMA Orlando...	2	0	2	0	1.000	0	1	2	.333	0	0
3 DRIEL Berry van..	2	1	1	0	1.000	1	0	1	.000	0	0
36 MARKWELL Diegomar	2	0	2	0	1.000	0	0	0	---	0	0
13 HEYSTEK Kevin....	1	0	1	0	1.000	0	0	0	---	0	0
20 BOLSENBROEK Mike.	1	0	1	0	1.000	0	1	0	1.000	0	0
51 MIL Loek van.....	1	0	1	0	1.000	0	0	1	.000	0	0
26 PLOEGER Jim.....	1	0	1	0	1.000	0	0	0	---	0	0
33 KELLY Kevin.....	1	0	1	0	1.000	0	0	0	---	0	0
16 MEER Stijn van de	31	9	21	1	.968	7	0	0	---	0	0
12 RICARDO Dashenko.	31	28	2	1	.968	0	3	1	.750	0	0
27 ROMBLEY Danny....	14	13	0	1	.929	0	0	0	---	0	0
8 DUURSMA Michael..	11	4	6	1	.909	0	0	0	---	0	0
7 KEMP Dwayne.....	14	1	9	4	.714	0	0	0	---	0	0
35 CORNELISSE Bayron	1	0	0	1	.000	0	0	0	---	0	0
42 ASJES Arshwin....	0	0	0	0	.000	0	1	0	1.000	0	0
30 BOEKHOUDT Gianiso	0	0	0	0	.000	0	0	0	---	0	0
Totals.....	282	192	81	9	.968	10	4	5	.444	1	0
Opponents.....	272	184	69	19	.930	4	8	0	1.000	7	0

Hitting minimums - 1 Games 2.7 TPA/Game
Pitching minimums - 1 Games 1.0 IP/Game



WORLD PORT TOURNAMENT



Leaders Summary

Batting Leaders (as of Jul 26, 2015)

(All games)

Hitting minimums - 1 Games 2.7 TPA/Game

Pitching minimums - 1 Games 1.0 IP/Game

Batting avg

1. SANTOYA Yasiel, CUB.....	.567
2. DAANTJI Shaldirar, NED.....	.500
UEDA Teppei, JPN.....	.500
4. SILVANIA Kelvin, CUR.....	.450
5. VAZQUES Osvaldo, CUB.....	.433
6. GRACIAL Yurisbel, CUB.....	.400
BARCELAN Jose L., CUB.....	.400
8. CUBA Quintin de, NED.....	.389
9. GURRIEL Lourdes Y., CUB....	.368
MOESQUIT Kevin, NED.....	.368
11. LEONORA Dudley, NED.....	.357
HATA Ryosuke, JPN.....	.357
13. FECUNDA Reyhan, CUR.....	.350
14. KEMP Dwayne, NED.....	.348
15. GURP Raywendley va, CUR....	.345

Slugging pct

1. UEDA Teppei, JPN.....	.833
2. VAZQUES Osvaldo, CUB.....	.800
3. SANTOYA Yasiel, CUB.....	.767
4. GRACIAL Yurisbel, CUB.....	.657
5. KEMP Dwayne, NED.....	.652
6. MOESQUIT Kevin, NED.....	.632
7. CLEOFA Rojean, CUR.....	.583
8. DAANTJI Shaldirar, NED....	.577
9. CUBA Quintin de, NED.....	.556
10. GURRIEL Lourdes Y., CUB....	.526
11. SILVANIA Kelvin, CUR.....	.500
12. BARCELAN Jose L., CUB.....	.450
13. GURP Raywendley va, CUR....	.448
14. HSIAO Po Ting, TPE.....	.438
15. LIN Han, TPE.....	.412

On base pct

1. SANTOYA Yasiel, CUB.....	.594
2. UEDA Teppei, JPN.....	.550
3. DAANTJI Shaldirar, NED.....	.519
MOESQUIT Kevin, NED.....	.519
5. VAZQUES Osvaldo, CUB.....	.514
6. SILVANIA Kelvin, CUR.....	.500
LEONORA Dudley, NED.....	.500
8. BARCELAN Jose L., CUB.....	.478
9. BOEKHOUDT Gianison, NED....	.455
CUBA Quintin de, NED.....	.455
11. GRACIAL Yurisbel, CUB.....	.436
12. KEMP Dwayne, NED.....	.423
13. GURRIEL Lourdes Y., CUB....	.400
LIN Han, TPE.....	.400
CHEN Chieh Hsien, TPE.....	.400

Runs scored

1. GURRIEL Lourdes Y., CUB....	10
2. SANTOYA Yasiel, CUB.....	7
VAZQUES Osvaldo, CUB.....	7
GRACIAL Yurisbel, CUB.....	7
DIAZ Christian, NED.....	7
MOESQUIT Kevin, NED.....	7
7. LEONORA Dudley, NED.....	6
BOEKHOUDT Gianison, NED....	6
MUJICA Shurendell, CUR.....	6
KEMP Dwayne, NED.....	6
RICARDO Dashenko, NED.....	6
12. ASCENCION Quincy, CUR.....	5
UEDA Teppei, JPN.....	5
14. 9 tied at.....	4

Hits

1. SANTOYA Yasiel, CUB.....	17
2. GURRIEL Lourdes Y., CUB....	14
GRACIAL Yurisbel, CUB.....	14
4. VAZQUES Osvaldo, CUB.....	13
DAANTJI Shaldirar, NED....	13
6. GURP Raywendley va, CUR....	10
7. SAMON Yordanis, CUB.....	9
SILVANIA Kelvin, CUR.....	9
UEDA Teppei, JPN.....	9
10. ROMBLEY Danny, NED.....	8
DIAZ Christian, NED.....	8
KEMP Dwayne, NED.....	8
BARCELAN Jose L., CUB.....	8
14. 7 tied at.....	7

Runs batted in

1. VAZQUES Osvaldo, CUB.....	12
2. GRACIAL Yurisbel, CUB.....	9
3. MOESQUIT Kevin, NED.....	8
4. GURP Raywendley va, CUR....	7
RICARDO Dashenko, NED....	7
CLEOFA Rojean, CUR.....	7
ROMBLEY Danny, NED.....	7
8. SANTOYA Yasiel, CUB.....	6
SILVANIA Kelvin, CUR.....	6
10. SAMON Yordanis, CUB.....	5
KEMP Dwayne, NED.....	5
CUBA Quintin de, NED.....	5
13. BOEKHOUDT Gianison, NED....	4
UEDA Teppei, JPN.....	4
DAANTJI Shaldirar, NED....	4

Doubles

1. GRACIAL Yurisbel, CUB.....	6
2. SANTOYA Yasiel, CUB.....	3
KEMP Dwayne, NED.....	3
GURRIEL Lourdes Y., CUB....	3
5. BOEKHOUDT Gianison, NED....	2
MEER Stijn van der, NED....	2
LEGITO Raily, CUR.....	2
CLEOFA Rojean, CUR.....	2
LIN Han, TPE.....	2
MOESQUIT Kevin, NED.....	2
MEYER Edinho, CUR.....	2
UEDA Teppei, JPN.....	2
VAZQUES Osvaldo, CUB.....	2
DAANTJI Shaldirar, NED....	2
BORRERO Ariel, CUB.....	2

Triples

1. KEMP Dwayne, NED.....	2
UEDA Teppei, JPN.....	2
3. GREGORIUS Johannes, CUR....	1
CLEOFA Rojean, CUR.....	1
HSIAO Po Ting, TPE.....	1
GURP Raywendley va, CUR....	1
TSAO Yu Ning, TPE.....	1
KIDOJI Kazuki, JPN.....	1
CUBA Quintin de, NED.....	1
BALENTINA Ramiro, CUR....	1
RICARDO Dashenko, NED....	1
LAMPE Gilmer, NED.....	1

Home runs

1. VAZQUES Osvaldo, CUB.....	3
2. SANTOYA Yasiel, CUB.....	1
GURRIEL Lourdes Y., CUB....	1
CLEOFA Rojean, CUR.....	1
MOESQUIT Kevin, NED.....	1
GRACIAL Yurisbel, CUB.....	1

Total bases

1. VAZQUES Osvaldo, CUB.....	24
2. GRACIAL Yurisbel, CUB.....	23
SANTOYA Yasiel, CUB.....	23
4. GURRIEL Lourdes Y., CUB....	20
5. DAANTJI Shaldirar, NED....	15
UEDA Teppei, JPN.....	15
KEMP Dwayne, NED.....	15
8. CLEOFA Rojean, CUR.....	14
9. GURP Raywendley va, CUR....	13
10. MOESQUIT Kevin, NED.....	12
11. SILVANIA Kelvin, CUR.....	10
SAMON Yordanis, CUB.....	10
CUBA Quintin de, NED.....	10
14. MEER Stijn van der, NED....	9
BARCELAN Jose L., CUB.....	9

Walks

1. BOEKHOUDT Gianison, NED....	11
2. VAZQUES Osvaldo, CUB.....	6
MOESQUIT Kevin, NED.....	6
4. BORRERO Ariel, CUB.....	5
5. CHEN Chieh Hsien, TPE.....	4
6. 11 tied at.....	3

Hit by pitch

1. GALVEZ Dainier, CUB.....	2
2. GURP Raywendley va, CUR....	1
MOESQUIT Kevin, NED.....	1
HARADA Kazuma, JPN.....	1
DUURSMA Michael, NED.....	1
YANG Tai Chun, TPE.....	1
BARCELAN Jose L., CUB.....	1
HATA Ryosuke, JPN.....	1
KONAKA Yuhei, JPN.....	1
LAMPE Gilmer, NED.....	1
URBANUS Nick, NED.....	1
LEONORA Dudley, NED.....	1



WORLD PORT TOURNAMENT



Sac bunts

1. GALVEZ Dainier, CUB.....	2
FECUNDA Reyhan, CUR.....	2
KATADA Keitaro, JPN.....	2
LIN Tzu Chieh, TPE.....	2
KONAKA Yuhei, JPN.....	2
6. 12 tied at.....	1

Sac flies

1. ROMBLEY Danny, NED.....	4
2. GURP Raywendley va, CUR....	1
MOESQUIT Kevin, NED.....	1
CHEN Wei Chih, TPE.....	1
CUBA Quintin de, NED.....	1
LEE Tsung Hsien, TPE.....	1
CLEOFA Rojean, CUR.....	1
VAZQUES Osvaldo, CUB.....	1
TAMURA Tsuyoshi, JPN.....	1
SILVANIA Kelvin, CUR.....	1
RICARDO Dashenko, NED.....	1
SAMON Yordanis, CUB.....	1
GRACIAL Yurisbel, CUB.....	1

Stolen bases

1. KONAKA Yuhei, JPN.....	3
FISS Yoelvis, CUB.....	3
GRACIAL Yurisbel, CUB.....	3
GURRIEL Lourdes Y., CUB....	3
5. DAANTJI Shaldimar, NED....	2
MUJICA Shurendell, CUR....	2
LAMPE Gilmer, NED.....	2
NATSUMI Hiroki, JPN.....	2
GURP Raywendley va, CUR....	2
10.14 tied at.....	1

Total plate appearances

1. GURRIEL Lourdes Y., CUB....	40
2. GRACIAL Yurisbel, CUB.....	39
3. VAZQUES Osvaldo, CUB.....	37
4. SAMON Yordanis, CUB.....	34
5. BOEKHOUDT Gianison, NED....	33
HURTADO Reutilio, CUB.....	33
ROMBLEY Danny, NED.....	33
8. GURP Raywendley va, CUR....	32
FISS Yoelvis, CUB.....	32
SANTOYA Yasiel, CUB.....	32
11. MEER Stijn van der, NED....	31
12. BORRERO Ariel, CUB.....	30
13. DAANTJI Shaldimar, NED....	28
14.4 tied at.....	27

Batting Analysis Leaders (as of Jul 26, 2015) (All games)

Hitting minimums - 1 Games 2.7 TPA/Game
Pitching minimums - 1 Games 1.0 IP/Game

Avg vs left

1. LEONORA Dudley, NED.....	1.000
2. SANTOYA Yasiel, CUB.....	.778
3. BARCELAN Jose L., CUB.....	.667
MOESQUIT Kevin, NED.....	.667
KIDOJI Kazuki, JPN.....	.667
6. DAANTJI Shaldimar, NED....	.500
DIAZ Christian, NED.....	.500
MUJICA Shurendell, CUR....	.500
UEDA Teppei, JPN.....	.500
10. GURRIEL Lourdes Y., CUB....	.455
11. RICARDO Dashenko, NED.....	.400
YANG Tai Chun, TPE.....	.400
CUBA Quintin de, NED.....	.400
KATADA Keitaro, JPN.....	.400
CHEN Chieh Hsien, TPE.....	.400

Avg vs right

1. DAANTJI Shaldimar, NED....	.500
UEDA Teppei, JPN.....	.500
HATA Ryosuke, JPN.....	.500
4. VAZQUES Osvaldo, CUB.....	.478
5. SANTOYA Yasiel, CUB.....	.476
6. SILVANIA Kelvin, CUR.....	.471
7. GRACIAL Yurisbel, CUB.....	.462
8. FECUNDA Reyhan, CUR.....	.412
9. GURP Raywendley va, CUR....	.400
10. CUBA Quintin de, NED.....	.385
11. HSIAO Po Ting, TPE.....	.364
12. KEMP Dwayne, NED.....	.353
LEGITO Raily, CUR.....	.353
14. GURRIEL Lourdes Y., CUB....	.333
MITSUVA Hiromasa, JPN.....	.333

Pct reach as leadoff

1. DAANTJI Shaldimar, NED....	1.000
KIMURA Yuki, JPN.....	1.000
3. UEDA Teppei, JPN.....	.800
4. VAZQUES Osvaldo, CUB.....	.750
SILVANIA Kelvin, CUR.....	.750
LEONORA Dudley, NED.....	.750
7. SANTOYA Yasiel, CUB.....	.667
ROMBLEY Danny, NED.....	.667
FECUNDA Reyhan, CUR.....	.667
10. YANG Tai Chun, TPE.....	.600
HSIAO Po Ting, TPE.....	.600
12. GRACIAL Yurisbel, CUB.....	.556
13. GURRIEL Lourdes Y., CUB....	.500
GURP Raywendley va, CUR....	.500
CLEOFA Rojean, CUR.....	.500

Avg w/2 outs

1. KATADA Keitaro, JPN.....	1.000
2. MOESQUIT Kevin, NED.....	.600
3. UEDA Teppei, JPN.....	.571
4. MEER Stijn van der, NED....	.500
SHONO Yuto, JPN.....	.500
6. VAZQUES Osvaldo, CUB.....	.455
7. FISS Yoelvis, CUB.....	.444
DAANTJI Shaldimar, NED....	.444
BARCELAN Jose L., CUB.....	.444
10. SANTOYA Yasiel, CUB.....	.400
YANG Tai Chun, TPE.....	.400
LEONORA Dudley, NED.....	.400
13. GRACIAL Yurisbel, CUB.....	.375
14. SAMON Yordanis, CUB.....	.333
DIAZ Christian, NED.....	.333

Avg w/bases empty

1. PENA Olber, CUB.....	1.000
2. NATSUMI Hiroki, JPN.....	.667
3. UEDA Teppei, JPN.....	.625
4. DIAZ Christian, NED.....	.600
5. CUBA Quintin de, NED.....	.571
6. SANTOYA Yasiel, CUB.....	.500
DAANTJI Shaldimar, NED....	.500
KEMP Dwayne, NED.....	.500
SILVANIA Kelvin, CUR.....	.500
LEONORA Dudley, NED.....	.500
KONAKA Yuhei, JPN.....	.500
SAWADA Masatoshi, JPN.....	.500
SARDUY Andy, CUB.....	.500
14. VAZQUES Osvaldo, CUB.....	.462
15. KIMURA Yuki, JPN.....	.429

Avg w/runners

1. MOESQUIT Kevin, NED.....	.700
2. SANTOYA Yasiel, CUB.....	.625
3. LEGITO Raily, CUR.....	.571
HATA Ryosuke, JPN.....	.571
5. GRACIAL Yurisbel, CUB.....	.500
DAANTJI Shaldimar, NED....	.500
CHEN Chieh Hsien, TPE.....	.500
8. LIN Han, TPE.....	.444
9. SILVANIA Kelvin, CUR.....	.429
10. VAZQUES Osvaldo, CUB.....	.412
11. UEDA Teppei, JPN.....	.400
SHONO Yuto, JPN.....	.400
13. SAMON Yordanis, CUB.....	.389
14. BARCELAN Jose L., CUB.....	.375
15. GURP Raywendley va, CUR....	.364



WORLD PORT TOURNAMENT



Avg w/bases loaded

1. GRACIAL Yurisbel, CUB.....	1.000
SAMON Yordanis, CUB.....	1.000
GURP Raywendley va, CUR....	1.000
CUBA Quintin de, NED.....	1.000
MITSUYA Hiromasa, JPN.....	1.000
DUURSMA Michael, NED.....	1.000
SARDUY Andy, CUB.....	1.000
8. GURRIEL Lourdes Y., CUB....	.500
VAZQUES Osvaldo, CUB.....	.500
CLEOFA Rojean, CUR.....	.500
RICARDO Dashenko, NED.....	.500
KATADA Keitaro, JPN.....	.500
HSIAO Po Ting, TPE.....	.500
14. KIMURA Yuki, JPN.....	.333
URBANUS Nick, NED.....	.333

Avg w/RBI ops

1. LEGITO Raily, CUR.....	.667
HATA Ryosuke, JPN.....	.667
3. SANTOYA Yasiel, CUB.....	.545
4. GRACIAL Yurisbel, CUB.....	.500
GURP Raywendley va, CUR....	.500
SILVANIA Kelvin, CUR.....	.500
FECUNDA Reyhan, CUR.....	.500
MOESQUIT Kevin, NED.....	.500
LIN Han, TPE.....	.500
CHEN Chieh Hsien, TPE.....	.500
11. SAMON Yordanis, CUB.....	.455
12. SHONO Yuto, JPN.....	.444
13. DAANTJI Shaldirnar, NED....	.429
BORRERO Ariel, CUB.....	.429
BARCELAN Jose L., CUB.....	.429

Pct adv runners

1. MOESQUIT Kevin, NED.....	.833
2. GRACIAL Yurisbel, CUB.....	.789
3. SANTOYA Yasiel, CUB.....	.750
4. BARCELAN Jose L., CUB.....	.700
5. KATADA Keitaro, JPN.....	.667
CHEN Chieh Hsien, TPE.....	.667
7. BORRERO Ariel, CUB.....	.636
8. MEER Stijn van der, NED....	.615
CUBA Quintin de, NED.....	.615
10. DAANTJI Shaldirnar, NED....	.571
LEGITO Raily, CUR.....	.571
HATA Ryosuke, JPN.....	.571
13. VAZQUES Osvaldo, CUB.....	.556
BOEKHOUDT Gianison, NED....	.556
FECUNDA Reyhan, CUR.....	.556

<page/>

Pinch hitting avg

1. BALENTINA Ramiro, CUR.....	1.000
SAMON Yordanis, CUB.....	1.000
KEMP Dwayne, NED.....	1.000
BARCELAN Jose L., CUB.....	1.000
UEDA Teppei, JPN.....	1.000
6. YAMAMOTO Shusaku, JPN.....	.500
NATSUMI Hiroki, JPN.....	.500
MEYER Edinho, CUR.....	.500
CUBA Quintin de, NED.....	.500
10. LAMPE Gilmer, NED.....	.200
11. MORENO Adrian, CUB.....	.000
PENA Olber, CUB.....	.000
DUURSMA Michael, NED.....	.000
HURTADO Reutilio, CUB.....	.000
SU Chih Chien, TPE.....	.000

Pinch hit at bats

1. LAMPE Gilmer, NED.....	5
2. MORENO Adrian, CUB.....	3
3. MEYER Edinho, CUR.....	2
CUBA Quintin de, NED.....	2
YAMAMOTO Shusaku, JPN.....	2
NATSUMI Hiroki, JPN.....	2
7. 16 tied at.....	1

Pinch hits

1. LAMPE Gilmer, NED.....	1
NATSUMI Hiroki, JPN.....	1
YAMAMOTO Shusaku, JPN.....	1
CUBA Quintin de, NED.....	1
MEYER Edinho, CUR.....	1
UEDA Teppei, JPN.....	1
BARCELAN Jose L., CUB.....	1
KEMP Dwayne, NED.....	1
SAMON Yordanis, CUB.....	1
BALENTINA Ramiro, CUR.....	1

2-out RBIs

1. GURP Raywendley va, CUR....	5
2. RICARDO Dashenko, NED.....	4
MOESQUIT Kevin, NED.....	4
DAANTJI Shaldirnar, NED....	4
5. SHONO Yuto, JPN.....	3
ROMBLEY Danny, NED.....	3
CLEOFA Rojean, CUR.....	3
SAMON Yordanis, CUB.....	3
HSIAO Po Ting, TPE.....	3
10.8 tied at.....	2

Runners advanced

1. KATADA Keitaro, JPN.....	9
2. VAZQUES Osvaldo, CUB.....	5
ROMBLEY Danny, NED.....	5
TAMURA Tsuyoshi, JPN.....	5
GRACIAL Yurisbel, CUB.....	5
6. TSAO Yu Ning, TPE.....	4
RICARDO Dashenko, NED.....	4
SAMON Yordanis, CUB.....	4
9. CUBA Quintin de, NED.....	3
LIN Tzu Chieh, TPE.....	3
HARADA Kazuma, JPN.....	3
MOESQUIT Kevin, NED.....	3
FECUNDA Reyhan, CUR.....	3
URBANUS Nick, NED.....	3
MEYER Edinho, CUR.....	3

Runners left on base

1. HURTADO Reutilio, CUB.....	19
2. DAANTJI Shaldirnar, NED....	13
3. KEMP Dwayne, NED.....	9
ROMBLEY Danny, NED.....	9
5. SU Chih Chien, TPE.....	8
FISS Yoelvis, CUB.....	8
SAMON Yordanis, CUB.....	8
GURRIEL Lourdes Y., CUB....	8
9. GALVEZ Dainier, CUB.....	7
LAMPE Gilmer, NED.....	7
11.7 tied at.....	6

Fly outs

1. FISS Yoelvis, CUB.....	12
SAMON Yordanis, CUB.....	12
ROMBLEY Danny, NED.....	12
4. GURRIEL Lourdes Y., CUB....	11
5. MEER Stijn van der, NED....	10
6. KEMP Dwayne, NED.....	9
GURP Raywendley va, CUR....	9
HURTADO Reutilio, CUB.....	9
9. RICARDO Dashenko, NED.....	8
BALENTINA Ramiro, CUR.....	8
11.6 tied at.....	7

Ground outs

1. GRACIAL Yurisbel, CUB.....	13
HURTADO Reutilio, CUB.....	13
3. SAMON Yordanis, CUB.....	11
4. DIAZ Christian, NED.....	10
BORRERO Ariel, CUB.....	10
6. TSAO Yu Ning, TPE.....	9
ROMBLEY Danny, NED.....	9
FISS Yoelvis, CUB.....	9
MUJICA Shurendell, CUR....	9
GURP Raywendley va, CUR....	9
11. KATADA Keitaro, JPN.....	8
MEER Stijn van der, NED....	8
13.7 tied at.....	7

Fly outs/Ground outs

1. KEMP Dwayne, NED.....	3.00
2. RICARDO Dashenko, NED.....	2.67
3. HATA Ryosuke, JPN.....	2.50
4. VAZQUES Osvaldo, CUB.....	2.33
5. SHONO Yuto, JPN.....	2.00
6. SU Chih Chien, TPE.....	1.75
MOESQUIT Kevin, NED.....	1.75
LAMPE Gilmer, NED.....	1.75
9. GURRIEL Lourdes Y., CUB....	1.57
10. HSIAO Po Ting, TPE.....	1.50
CHEN Wei Chih, TPE.....	1.50
12. FISS Yoelvis, CUB.....	1.33
ROMBLEY Danny, NED.....	1.33
14. MEER Stijn van der, NED....	1.25
15. SILVANIA Kelvin, CUR.....	1.20



WORLD PORT TOURNAMENT



Ground outs/Fly outs

1. KIDOJI Kazuki, JPN.....	4.00
2. CUBA Quintin de, NED.....	3.50
3. DIAZ Christian, NED.....	3.33
4. CHEN Chieh Hsien, TPE.....	2.50
5. DAANTJI Shaldimar, NED.....	2.00
KATADA Keitaro, JPN.....	2.00
7. GRACIAL Yurisbel, CUB.....	1.86
8. TSAO Yu Ning, TPE.....	1.80
9. SANTOYA Yasiel, CUB.....	1.75
BOEKHOUDT Gianison, NED....	1.75
11. MUJICA Shurendell, CUR.....	1.50
YANG Tai Chun, TPE.....	1.50
LIN Han, TPE.....	1.50
14. HURTADO Reutilio, CUB.....	1.44
15. BORRERO Ariel, CUB.....	1.43

Batting Per-Game Leaders (as of Jul 26, 2015) (All games)

Hitting minimums - 1 Games 2.7 TPA/Game
Pitching minimums - 1 Games 1.0 IP/Game

Hits per game

1. SANTOYA Yasiel, CUB.....	2.43
2. DAANTJI Shaldimar, NED.....	1.86
3. UEDA Teppei, JPN.....	1.80
4. GURRIEL Lourdes Y., CUB....	1.75
GRACIAL Yurisbel, CUB.....	1.75
6. VAZQUES Osvaldo, CUB.....	1.63
7. GURP Raywendley va, CUR....	1.43
8. KEMP Dwayne, NED.....	1.33
9. SILVANIA Kelvin, CUR.....	1.29
10. MITSUYA Hiromasa, JPN.....	1.25
HATA Ryosuke, JPN.....	1.25
12. FECUNDA Reyhan, CUR.....	1.17
MOESQUIT Kevin, NED.....	1.17
14. ROMBLEY Danny, NED.....	1.14
DIAZ Christian, NED.....	1.14

Runs scored per game

1. GURRIEL Lourdes Y., CUB....	1.25
2. LEONORA Dudley, NED.....	1.20
3. MOESQUIT Kevin, NED.....	1.17
4. SANTOYA Yasiel, CUB.....	1.00
DIAZ Christian, NED.....	1.00
RICARDO Dashenko, NED.....	1.00
KEMP Dwayne, NED.....	1.00
UEDA Teppei, JPN.....	1.00
9. GRACIAL Yurisbel, CUB.....	0.88
VAZQUES Osvaldo, CUB.....	0.88
11. MUJICA Shurendell, CUR.....	0.86
BOEKHOUDT Gianison, NED....	0.86
13. KIDOJI Kazuki, JPN.....	0.75
14. FECUNDA Reyhan, CUR.....	0.67
15. YANG Tai Chun, TPE.....	0.60

Doubles per game

1. GRACIAL Yurisbel, CUB.....	0.75
2. KEMP Dwayne, NED.....	0.50
3. SANTOYA Yasiel, CUB.....	0.43
4. UEDA Teppei, JPN.....	0.40
LIN Han, TPE.....	0.40
6. GURRIEL Lourdes Y., CUB....	0.38
7. LEGITO Raily, CUR.....	0.33
MOESQUIT Kevin, NED.....	0.33
9. MEER Stijn van der, NED....	0.29
DAANTJI Shaldimar, NED....	0.29
CLEOFA Rojean, CUR.....	0.29
BOEKHOUDT Gianison, NED....	0.29
13. VAZQUES Osvaldo, CUB.....	0.25
BORRERO Ariel, CUB.....	0.25
SHONO Yuto, JPN.....	0.25

Triples per game

1. UEDA Teppei, JPN.....	0.40
2. KEMP Dwayne, NED.....	0.33
3. KIDOJI Kazuki, JPN.....	0.25
4. TSAO Yu Ning, TPE.....	0.20
HSIAO Po Ting, TPE.....	0.20
6. RICARDO Dashenko, NED.....	0.17
LAMPE Gilmer, NED.....	0.17
8. GURP Raywendley va, CUR....	0.14
CLEOFA Rojean, CUR.....	0.14
CUBA Quintin de, NED.....	0.14
11. GURRIEL Lourdes Y., CUB....	0.00
GRACIAL Yurisbel, CUB.....	0.00
SAMON Yordanis, CUB.....	0.00
HURTADO Reutilio, CUB.....	0.00
SANTOYA Yasiel, CUB.....	0.00

Homers per game

1. VAZQUES Osvaldo, CUB.....	0.38
2. MOESQUIT Kevin, NED.....	0.17
3. SANTOYA Yasiel, CUB.....	0.14
CLEOFA Rojean, CUR.....	0.14
5. GURRIEL Lourdes Y., CUB....	0.13
GRACIAL Yurisbel, CUB.....	0.13
7. SAMON Yordanis, CUB.....	0.00
HURTADO Reutilio, CUB.....	0.00
FISS Yoelvis, CUB.....	0.00
MEER Stijn van der, NED....	0.00
GURP Raywendley va, CUR....	0.00
ROMBLEY Danny, NED.....	0.00
DAANTJI Shaldimar, NED....	0.00
DIAZ Christian, NED.....	0.00
BORRERO Ariel, CUB.....	0.00

RBIs per game

1. VAZQUES Osvaldo, CUB.....	1.50
2. MOESQUIT Kevin, NED.....	1.33
3. RICARDO Dashenko, NED.....	1.17
4. GRACIAL Yurisbel, CUB.....	1.13
5. GURP Raywendley va, CUR....	1.00
ROMBLEY Danny, NED.....	1.00
CLEOFA Rojean, CUR.....	1.00
8. SANTOYA Yasiel, CUB.....	0.86
SILVANIA Kelvin, CUR.....	0.86
10. KEMP Dwayne, NED.....	0.83
11. UEDA Teppei, JPN.....	0.80
12. SHONO Yuto, JPN.....	0.75
KIDOJI Kazuki, JPN.....	0.75
14. CUBA Quintin de, NED.....	0.71
15. SAMON Yordanis, CUB.....	0.63

Stolen bases per game

1. GURRIEL Lourdes Y., CUB....	0.38
GRACIAL Yurisbel, CUB.....	0.38
FISS Yoelvis, CUB.....	0.38
4. LAMPE Gilmer, NED.....	0.33
5. GURP Raywendley va, CUR....	0.29
DAANTJI Shaldimar, NED....	0.29
MUJICA Shurendell, CUR.....	0.29
8. YANG Tai Chun, TPE.....	0.20
TSAO Yu Ning, TPE.....	0.20
KATADA Keitaro, JPN.....	0.20
11. KEMP Dwayne, NED.....	0.17
FECUNDA Reyhan, CUR.....	0.17
13. ROMBLEY Danny, NED.....	0.14
DIAZ Christian, NED.....	0.14
CLEOFA Rojean, CUR.....	0.14

Walks per game

1. BOEKHOUDT Gianison, NED....	1.57
2. MOESQUIT Kevin, NED.....	1.00
3. CHEN Chieh Hsien, TPE.....	0.80
4. VAZQUES Osvaldo, CUB.....	0.75
5. BORRERO Ariel, CUB.....	0.63
6. TSAO Yu Ning, TPE.....	0.60
LIN Han, TPE.....	0.60
CHEN Wei Chih, TPE.....	0.60
LEONORA Dudley, NED.....	0.60
10. RICARDO Dashenko, NED....	0.50
KEMP Dwayne, NED.....	0.50
SHONO Yuto, JPN.....	0.50
KIMURA Yuki, JPN.....	0.50
KIDOJI Kazuki, JPN.....	0.50
15. MUJICA Shurendell, CUR.....	0.43

Strikeouts per game

1. BARCELAN Jose L., CUB.....	0.00
MOESQUIT Kevin, NED.....	0.00
3. GRACIAL Yurisbel, CUB.....	0.13
SAMON Yordanis, CUB.....	0.13
FISS Yoelvis, CUB.....	0.13
6. SANTOYA Yasiel, CUB.....	0.14
SILVANIA Kelvin, CUR.....	0.14
8. LAMPE Gilmer, NED.....	0.17
9. TSAO Yu Ning, TPE.....	0.20
HSIAO Po Ting, TPE.....	0.20
LEONORA Dudley, NED.....	0.20
12. GURP Raywendley va, CUR....	0.29
MUJICA Shurendell, CUR.....	0.29
CUBA Quintin de, NED.....	0.29
15. LEGITO Raily, CUR.....	0.33



WORLD PORT TOURNAMENT



At bats per game

1. GURRIEL Lourdes Y., CUB....	4.75
2. MITSUYA Hiromasa, JPN.....	4.50
3. GRACIAL Yurisbel, CUB.....	4.38
4. SANTOYA Yasiel, CUB.....	4.29
5. MEER Stijn van der, NED....	4.14
GURP Raywendley va, CUR....	4.14
7. SAMON Yordanis, CUB.....	4.13
8. ROMBLEY Danny, NED.....	4.00
SHONO Yuto, JPN.....	4.00
10. HURTADO Reutilio, CUB.....	3.88
11. RICARDO Dashenko, NED.....	3.83
KEMP Dwayne, NED.....	3.83
13. TSAO Yu Ning, TPE.....	3.80
SU Chih Chien, TPE.....	3.80
YANG Tai Chun, TPE.....	3.80

Plate appearances/game

1. GURRIEL Lourdes Y., CUB....	5.00
2. GRACIAL Yurisbel, CUB.....	4.88
3. MITSUYA Hiromasa, JPN.....	4.75
4. ROMBLEY Danny, NED.....	4.71
BOEKHOUDT Gianison, NED....	4.71
6. VAZQUES Osvaldo, CUB.....	4.63
7. TSAO Yu Ning, TPE.....	4.60
8. SANTOYA Yasiel, CUB.....	4.57
GURP Raywendley va, CUR....	4.57
10. RICARDO Dashenko, NED.....	4.50
MOESQUIT Kevin, NED.....	4.50
SHONO Yuto, JPN.....	4.50
13. MEER Stijn van der, NED....	4.43
14. YANG Tai Chun, TPE.....	4.40
15. KEMP Dwayne, NED.....	4.33

Pitching Leaders (as of Jul 26, 2015) (All games)

Hitting minimums - 1 Games 2.7 TPA/Game
Pitching minimums - 1 Games 1.0 IP/Game

Earned run avg

1. TAMURA Ryotaro, JPN.....	0.00
2. MONTIETH Frank, CUB.....	0.77
3. LU Yen Ping, TPE.....	1.12
MIL Loek van, NED.....	1.12
5. MARKWELL Diegomar, NED....	1.29
6. ISABELLA Raydel, CUR.....	2.84
7. MARTINEZ Jonder, CUB.....	3.00
8. WANG Tsung Hao, TPE.....	3.72
9. BICET Alberto, CUB.....	3.86
10. CRUZ Yoalkis, CUB.....	4.61
11. BOLSENBROEK Mike, NED.....	4.91
12. CORDEMANS Rob, NED.....	5.14
13. HUANG Yi Chih, TPE.....	5.40
14. MONZEN Yuta, JPN.....	5.87
15. YOZA Kento, JPN.....	6.30

Opposing bat avg

1. MONTIETH Frank, CUB.....	.159
2. TAMURA Ryotaro, JPN.....	.160
3. LU Yen Ping, TPE.....	.200
4. BOLSENBROEK Mike, NED.....	.207
5. MIL Loek van, NED.....	.214
6. MARTINEZ Jonder, CUB.....	.229
7. ISABELLA Raydel, CUR.....	.255
8. CORDEMANS Rob, NED.....	.264
9. YOZA Kento, JPN.....	.268
10. MARKWELL Diegomar, NED....	.269
11. MONZEN Yuta, JPN.....	.281
12. CRUZ Yoalkis, CUB.....	.294
13. BICET Alberto, CUB.....	.298
14. WANG Tsung Hao, TPE.....	.333
15. HUANG Yi Chih, TPE.....	.350

Innings pitched

1. CORDEMANS Rob, NED.....	14.0
2. CRUZ Yoalkis, CUB.....	13.2
3. ISABELLA Raydel, CUR.....	12.2
4. BICET Alberto, CUB.....	11.2
MONTIETH Frank, CUB.....	11.2
6. YOZA Kento, JPN.....	10.0
7. WANG Tsung Hao, TPE.....	9.2
8. MARTINEZ Jonder, CUB.....	9.0
9. LU Yen Ping, TPE.....	8.0
MIL Loek van, NED.....	8.0
MARTIS Evenon, CUR.....	8.0
12. MONZEN Yuta, JPN.....	7.2
13. YAMAMOTO Tatsuya, JPN.....	7.1
BOLSENBROEK Mike, NED.....	7.1
15.2 tied at.....	7.0

Batters struck out

1. CRUZ Yoalkis, CUB.....	9
MONTIETH Frank, CUB.....	9
3. YOZA Kento, JPN.....	8
NAKAGAWA Kazuto, JPN.....	8
CORDEMANS Rob, NED.....	8
GARCIA Jose Angel, CUB.....	8
7. WANG Yu Pu, TPE.....	7
WANG Tsung Hao, TPE.....	7
9. LU Yen Ping, TPE.....	6
BICET Alberto, CUB.....	6
11. ANTERSIJN Sherwenn, CUR....	5
12.7 tied at.....	4

Batters SO out looking

1. CORDEMANS Rob, NED.....	4
2. LU Yen Ping, TPE.....	3
MONTIETH Frank, CUB.....	3
MARTINEZ Jonder, CUB.....	3
BICET Alberto, CUB.....	3
6. ANTERSIJN Sherwenn, CUR....	2
KELLY Kevin, NED.....	2
HUANG Yi Chih, TPE.....	2
GARCIA Jose Angel, CUB.....	2
DRIEL Berry van, NED.....	2
YOZA Kento, JPN.....	2
12.16 tied at.....	1

Wins

1. GARCIA Jose Angel, CUB.....	2
2. CORNELISSE Bayron, NED.....	1
YOZA Kento, JPN.....	1
MARKWELL Diegomar, NED....	1
PLOEGER Jim, NED.....	1
DRIEL Berry van, NED.....	1
BOLSENBROEK Mike, NED.....	1
CRUZ Yoalkis, CUB.....	1
MONTIETH Frank, CUB.....	1
HEYSTEK Kevin, NED.....	1
BROWN Marvin, CUR.....	1
AGUILERA Danny, CUB.....	1
PENG Shih Ying, TPE.....	1
MARTINEZ Jonder, CUB.....	1
ISABELLA Raydel, CUR.....	1

Saves

1. LAHERA Miguel, CUB.....	3
----------------------------	---

Appearances

1. LAHERA Miguel, CUB.....	5
2. MIL Loek van, NED.....	4
JAMANIKA Ramses, CUR.....	4
AGUILERA Danny, CUB.....	4
MARTIS Evenon, CUR.....	4
HECHEVARRIA Yadier, CUB....	4
RABI Yadir, CUB.....	4
LU Yen Ping, TPE.....	4
9. 13 tied at.....	3

Games started

1. BROWN Marvin, CUR.....	2
WANG Tsung Hao, TPE.....	2
MONTIETH Frank, CUB.....	2
CORDEMANS Rob, NED.....	2
ISABELLA Raydel, CUR.....	2
YAMAMOTO Tatsuya, JPN.....	2
CRUZ Yoalkis, CUB.....	2
MARTINEZ Jonder, CUB.....	2
9. 16 tied at.....	1

Games finished

1. LAHERA Miguel, CUB.....	5
2. JAMANIKA Ramses, CUR.....	4
3. MIL Loek van, NED.....	3
4. LU Yen Ping, TPE.....	2
PENG Shih Ying, TPE.....	2
GARCIA Jose Angel, CUB.....	2
7. 12 tied at.....	1

Games in relief

1. LAHERA Miguel, CUB.....	5
2. JAMANIKA Ramses, CUR.....	4
MIL Loek van, NED.....	4
AGUILERA Danny, CUB.....	4
LU Yen Ping, TPE.....	4
HECHEVARRIA Yadier, CUB....	4
RABI Yadir, CUB.....	4
8. 10 tied at.....	3

Sac bunts allowed

1. ISABELLA Raydel, CUR.....	3
2. VELTKAMP Nick, CUR.....	2
HECHEVARRIA Yadier, CUB....	2
CRUZ Yoalkis, CUB.....	2
WANG Tsung Hao, TPE.....	2
6. 11 tied at.....	1



WORLD PORT TOURNAMENT



Sac flies allowed

1. MARTINA Richene, CUR.....	2
2. JAMANIKA Ramses, CUR.....	1
CRUZ Yoalkis, CUB.....	1
WANG Yu Pu, TPE.....	1
RABI Yadir, CUB.....	1
SAKAMOTO Ryusei, JPN.....	1
YNYEMA Orlando, NED.....	1
WANG Tsung Hao, TPE.....	1
PENG Shih Ying, TPE.....	1
GREGORIUS Johannes, CUR....	1
GARCIA Jose Angel, CUB.....	1
CORDEMANS Rob, NED.....	1
HARIQUES Claysandy, CUR....	1
AGUILERA Danny, CUB.....	1
HUANG Yi Chih, TPE.....	1

Wild pitches

1. YOZA Kento, JPN.....	3
NAKAGAWA Kazuto, JPN.....	3
3. WANG Yu Pu, TPE.....	2
GARCIA Jose Angel, CUB.....	2
MARTINA Richene, CUR.....	2
6. VELTKAMP Nick, CUR.....	1
ASJES Arshwin, NED.....	1
ISABELLA Raydel, CUR.....	1
DRIEL Berry van, NED.....	1
ANTERSIJN Sherwenn, CUR....	1
CRUZ Yoalkis, CUB.....	1
BROWN Marvin, CUR.....	1
HUANG Yi Chih, TPE.....	1
SAKAMOTO Ryusei, JPN.....	1
BICET Alberto, CUB.....	1

<page/>

Intentional BB allowed

1. ALBERTUS Rodienne, CUR....	1
GARCIA Jose Angel, CUB.....	1
MONTIETH Frank, CUB.....	1
MARTIS Evenon, CUR.....	1
GREGORIUS Johannes, CUR....	1
PENG Shih Ying, TPE.....	1
ISABELLA Raydel, CUR.....	1
HECHEVARRIA Yadier, CUB....	1
MARTINA Richene, CUR.....	1

Earned runs allowed

1. TAMURA Ryotaro, JPN.....	0
2. MONTIETH Frank, CUB.....	1
MARKWELL Diegomar, NED....	1
LU Yen Ping, TPE.....	1
MIL Loek van, NED.....	1
6. HUANG Yi Chih, TPE.....	3
MARTINEZ Jonder, CUB.....	3
8. WANG Tsung Hao, TPE.....	4
ISABELLA Raydel, CUR.....	4
WANG Yu Pu, TPE.....	4
BOLSENBROEK Mike, NED.....	4
12. BICET Alberto, CUB.....	5
MONZEN Yuta, JPN.....	5
14. SAKAMOTO Ryusei, JPN.....	6
15. YAMAMOTO Tatsuya, JPN.....	7

Losses

1. MARTIS Evenon, CUR.....	2
SAKAMOTO Ryusei, JPN.....	2
3. WANG Yu Pu, TPE.....	1
MARTINEZ Jonder, CUB.....	1
LU Yen Ping, TPE.....	1
YAMAMOTO Tatsuya, JPN.....	1
HUANG Yi Chih, TPE.....	1
AGUILERA Danny, CUB.....	1
MONZEN Yuta, JPN.....	1
PENG Shih Ying, TPE.....	1
CORDEMANS Rob, NED.....	1
ISABELLA Raydel, CUR.....	1
VELTKAMP Nick, CUR.....	1
BROWN Marvin, CUR.....	1

Balks

1. BICET Alberto, CUB.....	3
2. ALBERTUS Rodienne, CUR....	2
3. MONTIETH Frank, CUB.....	1
RAJIV Adrian, CUB.....	1
MARTIS Evenon, CUR.....	1
ISABELLA Raydel, CUR.....	1
CRUZ Yoalkis, CUB.....	1
BROWN Marvin, CUR.....	1
BALENTINA Jonathan, CUR....	1

Hits allowed

1. TAMURA Ryotaro, JPN.....	4
2. LU Yen Ping, TPE.....	6
MIL Loek van, NED.....	6
BOLSENBROEK Mike, NED.....	6
5. MONTIETH Frank, CUB.....	7
HUANG Yi Chih, TPE.....	7
MARKWELL Diegomar, NED.....	7
8. WANG Yu Pu, TPE.....	8
MARTINEZ Jonder, CUB.....	8
10. MONZEN Yuta, JPN.....	9
11. SAKAMOTO Ryusei, JPN.....	10
12. YOZA Kento, JPN.....	11
13. WANG Tsung Hao, TPE.....	12
14. ISABELLA Raydel, CUR.....	13
YAMAMOTO Tatsuya, JPN.....	13

Walks allowed

1. CRUZ Yoalkis, CUB.....	0
SAKAMOTO Ryusei, JPN.....	0
3. MARKWELL Diegomar, NED....	1
TAMURA Ryotaro, JPN.....	1
5. HUANG Yi Chih, TPE.....	2
MIL Loek van, NED.....	2
YAMAMOTO Tatsuya, JPN.....	2
MARTIS Evenon, CUR.....	2
9. MARTINEZ Jonder, CUB.....	3
LU Yen Ping, TPE.....	3
MONZEN Yuta, JPN.....	3
CORDEMANS Rob, NED.....	3
BOLSENBROEK Mike, NED.....	3
14. BICET Alberto, CUB.....	4
WANG Yu Pu, TPE.....	4

Runners picked off

1. YNYEMA Orlando, NED.....	2
CORDEMANS Rob, NED.....	2
BICET Alberto, CUB.....	2
4. VAZQUES Osvaldo, CUB.....	1
MARKWELL Diegomar, NED....	1

Hit batters

1. MARTINA Richene, CUR.....	2
2. HECHEVARRIA Yadier, CUB....	1
MARTIS Evenon, CUR.....	1
RAJIV Adrian, CUB.....	1
VELTKAMP Nick, CUR.....	1
ASJES Arshwin, NED.....	1
BROWN Marvin, CUR.....	1
ANTERSIJN Sherwenn, CUR....	1
HSU Kai Hsiang, TPE.....	1
WANG Hsiang Ying, TPE.....	1
CRUZ Yoalkis, CUB.....	1
ISABELLA Raydel, CUR.....	1

Runs allowed

1. TAMURA Ryotaro, JPN.....	0
2. MARKWELL Diegomar, NED....	1
3. LU Yen Ping, TPE.....	2
MIL Loek van, NED.....	2
5. MARTINEZ Jonder, CUB.....	4
HUANG Yi Chih, TPE.....	4
BOLSENBROEK Mike, NED.....	4
WANG Tsung Hao, TPE.....	4
MONTIETH Frank, CUB.....	4
10. WANG Yu Pu, TPE.....	5
11. MONZEN Yuta, JPN.....	6
BICET Alberto, CUB.....	6
13. YAMAMOTO Tatsuya, JPN.....	8
SAKAMOTO Ryusei, JPN.....	8
CRUZ Yoalkis, CUB.....	8

Doubles allowed

1. MONZEN Yuta, JPN.....	0
TAMURA Ryotaro, JPN.....	0
3. HUANG Yi Chih, TPE.....	1
WANG Yu Pu, TPE.....	1
BICET Alberto, CUB.....	1
MIL Loek van, NED.....	1
MONTIETH Frank, CUB.....	1
MARKWELL Diegomar, NED....	1
MARTINEZ Jonder, CUB.....	1
LU Yen Ping, TPE.....	1
11. WANG Tsung Hao, TPE.....	2
BOLSENBROEK Mike, NED.....	2
YAMAMOTO Tatsuya, JPN.....	2
YOZA Kento, JPN.....	2
15. ISABELLA Raydel, CUR.....	3



WORLD PORT TOURNAMENT



Triples allowed

1. CORDEMANS Rob, NED.....	0
MARTIS Evenon, CUR.....	0
TAMURA Ryotaro, JPN.....	0
ISABELLA Raydel, CUR.....	0
HUANG Yi Chih, TPE.....	0
YOZA Kento, JPN.....	0
BICET Alberto, CUB.....	0
MIL Loek van, NED.....	0
MONTIETH Frank, CUB.....	0
MARKWELL Diegomar, NED.....	0
LU Yen Ping, TPE.....	0
YAMAMOTO Tatsuya, JPN.....	0
WANG Tsung Hao, TPE.....	0
BOLSENBROEK Mike, NED.....	0
15.WANG Yu Pu, TPE.....	1

Home runs allowed

1. MARTINEZ Jonder, CUB.....	0
MARTIS Evenon, CUR.....	0
TAMURA Ryotaro, JPN.....	0
ISABELLA Raydel, CUR.....	0
MONZEN Yuta, JPN.....	0
HUANG Yi Chih, TPE.....	0
YOZA Kento, JPN.....	0
BICET Alberto, CUB.....	0
MIL Loek van, NED.....	0
MONTIETH Frank, CUB.....	0
MARKWELL Diegomar, NED.....	0
LU Yen Ping, TPE.....	0
WANG Yu Pu, TPE.....	0
BOLSENBROEK Mike, NED.....	0
15.WANG Tsung Hao, TPE.....	1

Pitching Analysis Leaders (as of Jul 26, 2015) (All games)

Hitting minimums - 1 Games 2.7 TPA/Game
Pitching minimums - 1 Games 1.0 IP/Game

B/avg vs left

1. MONTIETH Frank, CUB.....	.000
YAMAMOTO Tatsuya, JPN.....	.000
BOLSENBROEK Mike, NED.....	.000
MIL Loek van, NED.....	.000
5. MARTINEZ Jonder, CUB.....	.143
6. LU Yen Ping, TPE.....	.167
7. ISABELLA Raydel, CUR.....	.174
8. CORDEMANS Rob, NED.....	.214
9. CRUZ Yoalkis, CUB.....	.250
10.MONZEN Yuta, JPN.....	.333
TAMURA Ryotaro, JPN.....	.333
SAKAMOTO Ryusei, JPN.....	.333
MARKWELL Diegomar, NED.....	.333
14.BICET Alberto, CUB.....	.357
15.WANG Tsung Hao, TPE.....	.500

B/avg vs right

1. TAMURA Ryotaro, JPN.....	.136
2. MONTIETH Frank, CUB.....	.184
3. LU Yen Ping, TPE.....	.208
4. BOLSENBROEK Mike, NED.....	.231
5. YOZA Kento, JPN.....	.250
MARTINEZ Jonder, CUB.....	.250
7. MONZEN Yuta, JPN.....	.261
MIL Loek van, NED.....	.261
MARKWELL Diegomar, NED.....	.261
10.BICET Alberto, CUB.....	.273
11.CORDEMANS Rob, NED.....	.282
12.CRUZ Yoalkis, CUB.....	.302
13.WANG Tsung Hao, TPE.....	.313
14.ISABELLA Raydel, CUR.....	.321
15.HUANG Yi Chih, TPE.....	.333

B/avg vs leadoff

1. SAKAMOTO Ryusei, JPN.....	.000
2. MARTIS Evenon, CUR.....	.143
MIL Loek van, NED.....	.143
MARKWELL Diegomar, NED.....	.143
5. TAMURA Ryotaro, JPN.....	.167
6. WANG Yu Pu, TPE.....	.200
7. MONZEN Yuta, JPN.....	.250
BOLSENBROEK Mike, NED.....	.250
9. LU Yen Ping, TPE.....	.286
10.CORDEMANS Rob, NED.....	.357
11.BICET Alberto, CUB.....	.385
12.WANG Tsung Hao, TPE.....	.400
HUANG Yi Chih, TPE.....	.400
14.MONTIETH Frank, CUB.....	.417
15.ISABELLA Raydel, CUR.....	.500

B/avg w/2 outs

1. MARTINEZ Jonder, CUB.....	.111
MIL Loek van, NED.....	.111
3. CRUZ Yoalkis, CUB.....	.143
YAMAMOTO Tatsuya, JPN.....	.143
5. HUANG Yi Chih, TPE.....	.167
6. BICET Alberto, CUB.....	.214
MONTIETH Frank, CUB.....	.214
8. LU Yen Ping, TPE.....	.222
9. ISABELLA Raydel, CUR.....	.250
YOZA Kento, JPN.....	.250
WANG Tsung Hao, TPE.....	.250
12.CORDEMANS Rob, NED.....	.263
13.BOLSENBROEK Mike, NED.....	.300
TAMURA Ryotaro, JPN.....	.300
15.SAKAMOTO Ryusei, JPN.....	.333

B/avg w/runners

1. LU Yen Ping, TPE.....	.067
2. TAMURA Ryotaro, JPN.....	.091
3. MARKWELL Diegomar, NED.....	.111
4. MONTIETH Frank, CUB.....	.115
5. BOLSENBROEK Mike, NED.....	.200
6. MARTINEZ Jonder, CUB.....	.222
7. MIL Loek van, NED.....	.231
8. YOZA Kento, JPN.....	.240
9. CRUZ Yoalkis, CUB.....	.250
10.HUANG Yi Chih, TPE.....	.273
11.ISABELLA Raydel, CUR.....	.296
12.BICET Alberto, CUB.....	.353
WANG Tsung Hao, TPE.....	.353
14.SAKAMOTO Ryusei, JPN.....	.385
15.CORDEMANS Rob, NED.....	.389

Fly ball outs

1. ISABELLA Raydel, CUR.....	16
2. MONTIETH Frank, CUB.....	15
CRUZ Yoalkis, CUB.....	15
4. CORDEMANS Rob, NED.....	14
5. BOLSENBROEK Mike, NED.....	12
6. LU Yen Ping, TPE.....	11
BROWN Marvin, CUR.....	11
8. YOZA Kento, JPN.....	10
9. MIL Loek van, NED.....	9
MARTIS Evenon, CUR.....	9
JAMANIKI Ramses, CUR.....	9
12.5 tied at.....	8

Ground ball outs

1. ISABELLA Raydel, CUR.....	18
2. BICET Alberto, CUB.....	17
3. CORDEMANS Rob, NED.....	16
4. MARTINEZ Jonder, CUB.....	15
5. CRUZ Yoalkis, CUB.....	14
6. MONZEN Yuta, JPN.....	13
WANG Tsung Hao, TPE.....	13
8. YAMAMOTO Tatsuya, JPN.....	11
MARTIS Evenon, CUR.....	11
10.MONTIETH Frank, CUB.....	10
MARKWELL Diegomar, NED.....	10
MIL Loek van, NED.....	10
YOZA Kento, JPN.....	10
14.AGUILERA Danny, CUB.....	9
TAMURA Ryotaro, JPN.....	9

Fly/Ground outs

1. BOLSENBROEK Mike, NED.....	2.00
2. LU Yen Ping, TPE.....	1.83
3. SAKAMOTO Ryusei, JPN.....	1.60
4. MONTIETH Frank, CUB.....	1.50
5. WANG Yu Pu, TPE.....	1.33
6. CRUZ Yoalkis, CUB.....	1.07
7. YOZA Kento, JPN.....	1.00
8. MIL Loek van, NED.....	0.90
9. ISABELLA Raydel, CUR.....	0.89
TAMURA Ryotaro, JPN.....	0.89
11.CORDEMANS Rob, NED.....	0.88
12.HUANG Yi Chih, TPE.....	0.83
13.MARTIS Evenon, CUR.....	0.82
14.YAMAMOTO Tatsuya, JPN.....	0.73
15.WANG Tsung Hao, TPE.....	0.54

Ground/Fly outs

1. MONZEN Yuta, JPN.....	2.17
2. MARTINEZ Jonder, CUB.....	2.14
3. BICET Alberto, CUB.....	2.13
4. MARKWELL Diegomar, NED.....	2.00
5. WANG Tsung Hao, TPE.....	1.86
6. YAMAMOTO Tatsuya, JPN.....	1.38
7. MARTIS Evenon, CUR.....	1.22
8. HUANG Yi Chih, TPE.....	1.20
9. CORDEMANS Rob, NED.....	1.14
10.ISABELLA Raydel, CUR.....	1.13
TAMURA Ryotaro, JPN.....	1.13
12.MIL Loek van, NED.....	1.11
13.YOZA Kento, JPN.....	1.00
14.CRUZ Yoalkis, CUB.....	0.93
15.WANG Yu Pu, TPE.....	0.75



WORLD PORT TOURNAMENT



Fly outs/game

1. BOLSENBROEK Mike, NED.....	14.73
2. SAKAMOTO Ryusei, JPN.....	12.71
3. LU Yen Ping, TPE.....	12.38
4. MONTIETH Frank, CUB.....	11.57
5. ISABELLA Raydel, CUR.....	11.37
6. TAMURA Ryotaro, JPN.....	10.80
7. MIL Loek van, NED.....	10.12
MARTIS Evenon, CUR.....	10.12
9. CRUZ Yoalkis, CUB.....	9.88
10. YAMAMOTO Tatsuya, JPN.....	9.82
11. CORDEMANS Rob, NED.....	9.00
YOZA Kento, JPN.....	9.00
HUANG Yi Chih, TPE.....	9.00
14. WANG Yu Pu, TPE.....	7.20
15. MONZEN Yuta, JPN.....	7.04

Ground outs/game

1. MONZEN Yuta, JPN.....	15.26
2. MARTINEZ Jonder, CUB.....	15.00
3. YAMAMOTO Tatsuya, JPN.....	13.50
4. BICET Alberto, CUB.....	13.11
5. MARKWELL Diegomar, NED.....	12.86
6. ISABELLA Raydel, CUR.....	12.79
7. MARTIS Evenon, CUR.....	12.38
8. TAMURA Ryotaro, JPN.....	12.15
9. WANG Tsung Hao, TPE.....	12.10
10. MIL Loek van, NED.....	11.25
11. HUANG Yi Chih, TPE.....	10.80
12. CORDEMANS Rob, NED.....	10.29
13. CRUZ Yoalkis, CUB.....	9.22
14. YOZA Kento, JPN.....	9.00
15. SAKAMOTO Ryusei, JPN.....	7.94

Pitching Per-Game leaders (as of Jul 26, 2015) (All games)

Hitting minimums - 1 Games 2.7 TPA/Game
Pitching minimums - 1 Games 1.0 IP/Game

Innings per game

1. MONZEN Yuta, JPN.....	7.67
2. CORDEMANS Rob, NED.....	7.00
MARKWELL Diegomar, NED.....	7.00
4. ISABELLA Raydel, CUR.....	6.33
5. MONTIETH Frank, CUB.....	5.83
6. HUANG Yi Chih, TPE.....	5.00
7. WANG Tsung Hao, TPE.....	4.83
8. CRUZ Yoalkis, CUB.....	4.56
9. MARTINEZ Jonder, CUB.....	4.50
10. BICET Alberto, CUB.....	3.89
11. YAMAMOTO Tatsuya, JPN.....	3.67
BOLSENBROEK Mike, NED.....	3.67
13. YOZA Kento, JPN.....	3.33
TAMURA Ryotaro, JPN.....	3.33
15. WANG Yu Pu, TPE.....	2.50

Strikeouts/game

1. WANG Yu Pu, TPE.....	12.60
2. YOZA Kento, JPN.....	7.20
3. MONTIETH Frank, CUB.....	6.94
4. LU Yen Ping, TPE.....	6.75
5. WANG Tsung Hao, TPE.....	6.52
6. SAKAMOTO Ryusei, JPN.....	6.35
7. CRUZ Yoalkis, CUB.....	5.93
8. HUANG Yi Chih, TPE.....	5.40
9. CORDEMANS Rob, NED.....	5.14
MARKWELL Diegomar, NED.....	5.14
11. BOLSENBROEK Mike, NED.....	4.91
12. BICET Alberto, CUB.....	4.63
13. TAMURA Ryotaro, JPN.....	4.05
14. MARTINEZ Jonder, CUB.....	4.00
15. MONZEN Yuta, JPN.....	3.52

Walks allowed/game

1. CRUZ Yoalkis, CUB.....	0.00
SAKAMOTO Ryusei, JPN.....	0.00
3. MARKWELL Diegomar, NED.....	1.29
4. TAMURA Ryotaro, JPN.....	1.35
5. CORDEMANS Rob, NED.....	1.93
6. MIL Loek van, NED.....	2.25
MARTIS Evenon, CUR.....	2.25
8. YAMAMOTO Tatsuya, JPN.....	2.45
9. ISABELLA Raydel, CUR.....	2.84
10. MARTINEZ Jonder, CUB.....	3.00
11. BICET Alberto, CUB.....	3.09
12. LU Yen Ping, TPE.....	3.38
13. MONZEN Yuta, JPN.....	3.52
14. HUANG Yi Chih, TPE.....	3.60
15. BOLSENBROEK Mike, NED.....	3.68

Doubles allowed/game

1. MONZEN Yuta, JPN.....	0.00
TAMURA Ryotaro, JPN.....	0.00
3. BICET Alberto, CUB.....	0.77
MONTIETH Frank, CUB.....	0.77
5. MARTINEZ Jonder, CUB.....	1.00
6. LU Yen Ping, TPE.....	1.12
MIL Loek van, NED.....	1.12
8. MARKWELL Diegomar, NED.....	1.29
9. YOZA Kento, JPN.....	1.80
HUANG Yi Chih, TPE.....	1.80
WANG Yu Pu, TPE.....	1.80
12. WANG Tsung Hao, TPE.....	1.86
13. CRUZ Yoalkis, CUB.....	1.98
14. ISABELLA Raydel, CUR.....	2.13
15. BOLSENBROEK Mike, NED.....	2.45

Triples allowed/game

1. CORDEMANS Rob, NED.....	0.00
ISABELLA Raydel, CUR.....	0.00
MONTIETH Frank, CUB.....	0.00
BICET Alberto, CUB.....	0.00
YOZA Kento, JPN.....	0.00
WANG Tsung Hao, TPE.....	0.00
LU Yen Ping, TPE.....	0.00
MIL Loek van, NED.....	0.00
MARTIS Evenon, CUR.....	0.00
YAMAMOTO Tatsuya, JPN.....	0.00
BOLSENBROEK Mike, NED.....	0.00
MARKWELL Diegomar, NED.....	0.00
TAMURA Ryotaro, JPN.....	0.00
HUANG Yi Chih, TPE.....	0.00
15. CRUZ Yoalkis, CUB.....	0.66

Homers allowed/game

1. ISABELLA Raydel, CUR.....	0.00
MONTIETH Frank, CUB.....	0.00
BICET Alberto, CUB.....	0.00
YOZA Kento, JPN.....	0.00
MARTINEZ Jonder, CUB.....	0.00
MIL Loek van, NED.....	0.00
MARTIS Evenon, CUR.....	0.00
LU Yen Ping, TPE.....	0.00
MONZEN Yuta, JPN.....	0.00
BOLSENBROEK Mike, NED.....	0.00
MARKWELL Diegomar, NED.....	0.00
TAMURA Ryotaro, JPN.....	0.00
HUANG Yi Chih, TPE.....	0.00
WANG Yu Pu, TPE.....	0.00
15. CORDEMANS Rob, NED.....	0.64

Batters faced/game

1. WANG Yu Pu, TPE.....	48.60
2. MARTIS Evenon, CUR.....	45.00
3. YOZA Kento, JPN.....	43.20
4. YAMAMOTO Tatsuya, JPN.....	42.95
5. SAKAMOTO Ryusei, JPN.....	42.88
6. MONZEN Yuta, JPN.....	42.26
7. ISABELLA Raydel, CUR.....	41.92
8. HUANG Yi Chih, TPE.....	41.40
9. WANG Tsung Hao, TPE.....	40.03
10. BICET Alberto, CUB.....	39.34
11. BOLSENBROEK Mike, NED.....	39.27
12. MONTIETH Frank, CUB.....	38.57
13. MARTINEZ Jonder, CUB.....	38.00
14. LU Yen Ping, TPE.....	37.12
15. CORDEMANS Rob, NED.....	36.64

Hits allowed/game

1. MONTIETH Frank, CUB.....	5.40
2. TAMURA Ryotaro, JPN.....	5.40
3. LU Yen Ping, TPE.....	6.75
MIL Loek van, NED.....	6.75
5. BOLSENBROEK Mike, NED.....	7.36
6. MARTINEZ Jonder, CUB.....	8.00
7. CORDEMANS Rob, NED.....	9.00
MARKWELL Diegomar, NED.....	9.00
9. ISABELLA Raydel, CUR.....	9.24
10. CRUZ Yoalkis, CUB.....	9.88
11. YOZA Kento, JPN.....	9.90
12. MONZEN Yuta, JPN.....	10.57
13. BICET Alberto, CUB.....	10.80
14. WANG Tsung Hao, TPE.....	11.17
15. HUANG Yi Chih, TPE.....	12.60

Runs allowed/game

1. TAMURA Ryotaro, JPN.....	0.00
2. MARKWELL Diegomar, NED.....	1.29
3. LU Yen Ping, TPE.....	2.25
MIL Loek van, NED.....	2.25
5. MONTIETH Frank, CUB.....	3.09
6. WANG Tsung Hao, TPE.....	3.72
7. MARTINEZ Jonder, CUB.....	4.00
8. BICET Alberto, CUB.....	4.63
9. BOLSENBROEK Mike, NED.....	4.91
10. CRUZ Yoalkis, CUB.....	5.27
11. CORDEMANS Rob, NED.....	5.79
12. MONZEN Yuta, JPN.....	7.04
13. HUANG Yi Chih, TPE.....	7.20
14. ISABELLA Raydel, CUR.....	7.82
15. YOZA Kento, JPN.....	8.10



WORLD PORT TOURNAMENT



Earned runs/game

1. TAMURA Ryotaro, JPN.....	0.00
2. MONTIETH Frank, CUB.....	0.77
3. LU Yen Ping, TPE.....	1.12
MIL Loek van, NED.....	1.12
5. MARKWELL Diegomar, NED.....	1.29
6. ISABELLA Raydel, CUR.....	2.84
7. MARTINEZ Jonder, CUB.....	3.00
8. WANG Tsung Hao, TPE.....	3.72
9. BICET Alberto, CUB.....	3.86
10. CRUZ Yoalkis, CUB.....	4.61
11. BOLSENBROEK Mike, NED.....	4.91
12. CORDEMANS Rob, NED.....	5.14
13. HUANG Yi Chih, TPE.....	5.40
14. MONZEN Yuta, JPN.....	5.87
15. YOZA Kento, JPN.....	6.30

Fielding Leaders (as of Jul 26, 2015) (All games)

Hitting minimums - 1 Games

Pitching minimums - 1 Games 1.0 IP/Game

Fielding pct

1. LEONORA Dudley, NED.....	1.000
CUBA Quintin de, NED.....	1.000
MOESQUIT Kevin, NED.....	1.000
CLEOFA Rojean, CUR.....	1.000
YANG Tai Chun, TPE.....	1.000
DAANTJI Shaldirar, NED.....	1.000
HUANG Chia Wei, TPE.....	1.000
HARADA Kazuma, JPN.....	1.000
CHEN Wei Chih, TPE.....	1.000
FECUNDA Reyhan, CUR.....	1.000
LIN Han, TPE.....	1.000
FISS Yoelvis, CUB.....	1.000
TSAO Yu Ning, TPE.....	1.000
BALENTINA Ramiro, CUR.....	1.000
SHIBUMURA Ryosuke, JPN.....	1.000

Chances

1. BORRERO Ariel, CUB.....	77
2. VAZQUES Osvaldo, CUB.....	52
3. LEONORA Dudley, NED.....	48
4. GURRIEL Lourdes Y., CUB....	40
5. SILVANIA Kelvin, CUR.....	39
6. CUBA Quintin de, NED.....	35
7. GRACIAL Yuribel, CUB.....	32
MUJICA Shurendell, CUR.....	32
9. RICARDO Dashenko, NED.....	31
MEER Stijn van der, NED....	31
MOESQUIT Kevin, NED.....	31
12. KIMURA Yuki, JPN.....	28
CLEOFA Rojean, CUR.....	28
14. YANG Tai Chun, TPE.....	26
15. HSIAO Po Ting, TPE.....	25

Putouts

1. BORRERO Ariel, CUB.....	71
2. LEONORA Dudley, NED.....	48
3. VAZQUES Osvaldo, CUB.....	40
4. SILVANIA Kelvin, CUR.....	38
5. CUBA Quintin de, NED.....	32
6. RICARDO Dashenko, NED.....	28
7. CLEOFA Rojean, CUR.....	26
8. YANG Tai Chun, TPE.....	25
9. DAANTJI Shaldirar, NED....	24
10. HUANG Chia Wei, TPE.....	23
11. KIMURA Yuki, JPN.....	22
GURRIEL Lourdes Y., CUB....	22
13. FECUNDA Reyhan, CUR.....	20
HARADA Kazuma, JPN.....	20
15.2 tied at.....	16

Assists

1. MUJICA Shurendell, CUR.....	23
GRACIAL Yuribel, CUB.....	23
3. MEER Stijn van der, NED....	21
4. CHEN Wei Chih, TPE.....	16
MOESQUIT Kevin, NED.....	16
6. GURRIEL Lourdes Y., CUB....	14
TAMURA Tsuyoshi, JPN.....	14
8. HSIAO Po Ting, TPE.....	12
9. VAZQUES Osvaldo, CUB.....	11
SARDUY Andy, CUB.....	11
BARCELAN Jose L., CUB.....	11
12. URBANUS Nick, NED.....	10
13.5 tied at.....	9

Fielding double plays

1. MOESQUIT Kevin, NED.....	7
MEER Stijn van der, NED....	7
3. CUBA Quintin de, NED.....	6
BORRERO Ariel, CUB.....	6
5. LEONORA Dudley, NED.....	4
MUJICA Shurendell, CUR.....	4
7. HSIAO Po Ting, TPE.....	3
TAMURA Tsuyoshi, JPN.....	3
GURRIEL Lourdes Y., CUB....	3
10.10 tied at.....	2

Passed balls

1. KIMURA Yuki, JPN.....	6
VAZQUES Osvaldo, CUB.....	6
3. BALENTINA Ramiro, CUR.....	3
4. CUBA Quintin de, NED.....	1

Catchers interference

Steal attempts against

1. KIMURA Yuki, JPN.....	11
2. VAZQUES Osvaldo, CUB.....	9
3. YOZA Kento, JPN.....	6
4. BALENTINA Ramiro, CUR.....	5
SNIJDERS Ulrich, CUR.....	5
6. RICARDO Dashenko, NED.....	4
TAMURA Ryotaro, JPN.....	4
HUANG Chia Wei, TPE.....	4
9. KAN Ming Yen, TPE.....	3
BICET Alberto, CUB.....	3
YNYEMA Orlando, NED.....	3
WU Sung Hsun, TPE.....	3
BROWN Marvin, CUR.....	3
14.9 tied at.....	2

Stolen bases against

1. KIMURA Yuki, JPN.....	10
2. VAZQUES Osvaldo, CUB.....	6
3. YOZA Kento, JPN.....	5
SNIJDERS Ulrich, CUR.....	5
5. TAMURA Ryotaro, JPN.....	4
6. RICARDO Dashenko, NED.....	3
HUANG Chia Wei, TPE.....	3
BALENTINA Ramiro, CUR.....	3
KAN Ming Yen, TPE.....	3
10.7 tied at.....	2



WORLD PORT TOURNAMENT



Caught stealing by

1. VAZQUES Osvaldo, CUB.....	3
2. CRUZ Yoalkis, CUB.....	2
BALENTINA Ramiro, CUR.....	2
YNYEMA Orlando, NED.....	2
5. 15 tied at.....	1

Errors

1. GRACIAL Yurisbel, CUB.....	4
KEMP Dwayne, NED.....	4
SNIJDERS Ulrich, CUR.....	4
MUJICA Shurendell, CUR.....	4
GURRIEL Lourdes Y., CUB....	4
6. LEGITO Raily, CUR.....	3
7. SARDUY Andy, CUB.....	2
HSIAO Po Ting, TPE.....	2
HUANG Yi Chih, TPE.....	2
10.26 tied at.....	1



Abbreviations

HITTING	FIELDING
2B Doubles	A Assists
3B Triples	C Chances
AB At bats	CI Catcher's interference
AVG Batting average	CSB Caught stealing by (pitcher and catcher)
BB Base on balls	DPs Double plays participated in
GPD Grounded into double plays	E Errors
GP / GS Games played / Games started	FLD% Fielding percentage
H Base hits	PB Passed balls (catcher)
HBP Hit by pitch	PO Putouts
HR Home runs	SBA Stolen bases allowed (pitcher and catcher)
IBB Intentional base on balls	SBA% Stolen bases against percentage (pitcher and catcher)
OB% On base percentage	
R Runs scored	
RBI Runs batted in	
SB / ATT Stolen bases / Stolen bases attempts	
SF Sacrifice flies	
SH Sacrifice hits	
SLG% Slugging percentage	
SO Strikeouts	
TB Total bases	
	ANALYSIS STATISTICS
	vs Left Avg against left-handed pitchers
	vs Right Avg against right-handed pitchers
	rch by leadoff Avg when leading off an inning
	with 2 outs Avg when batting with 2 outs
	w/runners on Avg when batting with runners on base
	w/bases empty Avg when batting with bases empty
	RBI ops Avg when batting with runners on 2nd or 3rd base
	Gnd out Number of ground outs (includes SACs, but not errors)
	Fly out Number of fly outs (includes SFs, but not errors)
	Fly / Gnd Fly outs to ground outs ratio
	pinch hitting Avg as pinch hitter
	with runners in scoring pos Avg when batting with runners in scoring positions
	w/rnr on 3rd and LT 2 outs Avg when batting with runner on third base and less than 2 outs
	with 2 outs Avg when batting with 2 outs
	2 out rbi Runs batted in with 2 outs
	success advancing mrs Success advancing runners
	#rnrs adv w/out Number of times batter made an out and advanced at least 1 runner
	rnrs lob Number of runners left on base by last batter of inning
	rch err Reach first base on error
	rch fc Reach first base on fielder's choice
	kl Strikeouts look
PITCHING	
2B Doubles allowed	
3B Triples allowed	
AB At bats	
APP / GS Appearances / Game starts	
B/Avg Opponent batting average	
BB Base on balls allowed	
BF Batters faced	
IBB Intentional base on balls allowed	
BK Balk	
CG Complete games	
ER Earned runs allowed	
ERA Earned run average	
FO Fly outs	
GO Ground outs	
H Hits allowed	
HBP Hit by pitch	
HR Home runs allowed	
IP Innings played	
R Runs allowed	
SFA Sacrifice flies allowed	
SHA Sacrifice hits allowed	
SHO/CHO Shutouts / Combination shutouts	
SO Strikeouts	
SV Saves	
W/L Wins/Losses	
WP Wild pitches	