



**WORLD PORT TOURNAMENT**



**WORLD PORT**  
**TOURNAMENT BASEBALL**

POWERED BY  MAJOR LEAGUE BASEBALL

[www.worldporttournament.nl](http://www.worldporttournament.nl)

**Daily Report - 7**  
24<sup>th</sup> July 2013




# WORLD PORT TOURNAMENT



## Teams

 Japan

 Chinese Taipei

 Curacao

 Netherlands

 Cuba

DAY	DATE	TIME	#	HOME	AWAY				Inn
Saturday	18 july	13:30	1	Japan	Curacao	12	-	2	7
		19:00	2	Netherlands	Chinese Taipei	6	-	5	12
Sunday	19 july	13:30	3	Curacao	Netherlands	6	-	10	
		19:00	4	Cuba	Chinese Taipei	4	-	2	
Monday	20 july	13:30	5	Chinese Taipei	Curacao	0	-	4	
		19:00	6	Japan	Cuba	5	-	13	11
Tuesday	21 july	13:30	7	Chinese Taipei	Japan	6	-	4	
		19:00	8	Cuba	Netherlands	7	-	12	
Wednesday	22 july	13:30	9	Curacao	Cuba	7	-	11	
		19:00	10	Netherlands	Japan	2	-	1	
Thursday	23 july	13:30	11	Japan	Curacao	5	-	14	
		19:00	12	Netherlands	Cuba	8	-	4	
Friday	24 july	13:30	13	Cuba	Chinese Taipei	4	-	3	
		19:00	14	Netherlands	Curacao	19	-	1	7
Saturday	25 july	13:30	15	Japan	Chinese Taipei		-		
		19:00	16	Cuba	Curacao		-		
Sunday	26 july	13:30	17	Netherlands	Winner 16		-		



# WORLD PORT TOURNAMENT



## Game Summary 13



### Cuba (CUB) – Chinese Taipei (TPE)



Score by Innings	R	H	E	
CHINESE TAIPEI.....	000	000	030	- 3 6 1
CUBA.....	002	000	11X	- 4 10 2

CUBA 4 (4-2), CHINESE TAIPEI 3 (1-4) - Composite Box Score  
Jul 24, 2015 at Rotterdam (Familiestadion)

#### CHINESE TAIPEI 3 (1-4)

Player	AB	R	H	BI	2B	3B	HR	BB	SB	CS	HP	SH	SF	SO	IBB	KL	GDP	PO	A	E
TSAO cf	4	1	1	0	0	0	0	0	0	0	0	0	0	0	0	0	0	2	1	0
LIN H. 2b	4	1	1	1	0	0	0	0	0	0	0	0	0	0	0	0	0	4	4	0
YANG dh	4	0	2	1	0	0	0	0	1	0	0	0	0	1	0	1	0	0	0	0
CHEN Y. 1b	2	0	0	0	0	0	0	1	0	0	0	0	0	0	0	0	0	6	0	0
PAN 1b	0	0	0	0	0	0	0	0	0	0	0	1	0	0	0	0	0	1	0	0
CHEN W. 3b	2	0	0	1	0	0	0	1	0	0	0	0	1	0	0	0	0	2	1	0
SU rf	4	0	0	0	0	0	0	0	0	0	0	0	0	0	0	0	0	2	0	0
HUANG C. c	2	0	0	0	0	0	0	0	0	0	0	0	0	1	0	1	0	3	0	0
KAN c	2	0	0	0	0	0	0	0	0	0	0	0	0	1	0	0	0	2	0	0
CHEN C. 1f	4	0	0	0	0	0	0	0	0	0	0	0	0	1	0	1	0	1	0	0
HSIAO ss	4	1	2	0	0	0	0	0	0	0	0	0	0	0	0	0	1	1	4	1
WANG T. p	0	0	0	0	0	0	0	0	0	0	0	0	0	0	0	0	0	0	2	0
LU p	0	0	0	0	0	0	0	0	0	0	0	0	0	0	0	0	0	0	0	0
LIN W. p	0	0	0	0	0	0	0	0	0	0	0	0	0	0	0	0	0	0	0	0
Totals.....	32	3	6	3	0	0	0	2	1	0	0	1	1	4	0	3	1	24	12	1

#### CUBA 4 (4-2)

Player	AB	R	H	BI	2B	3B	HR	BB	SB	CS	HP	SH	SF	SO	IBB	KL	GDP	PO	A	E
GURRIEL 2b	5	1	0	0	0	0	0	0	0	0	0	0	0	1	0	0	0	4	6	0
SANTOYA 1f	3	1	3	3	1	0	1	1	0	0	0	0	0	0	0	0	0	1	0	0
GRACIAL ss	4	0	1	0	0	0	0	0	0	0	0	0	0	0	0	0	0	1	4	1
VAZQUES c	3	0	0	0	0	0	0	1	0	0	0	0	0	1	0	1	0	3	2	0
SAMON dh	4	0	0	0	0	0	0	0	0	0	0	0	0	0	0	0	0	0	0	0
BORRERO 1b	4	0	1	0	1	0	0	0	0	0	0	0	0	0	0	0	0	14	0	1
BARCELAN 3b	4	1	3	0	0	0	0	0	0	0	0	0	0	0	0	0	0	1	1	0
HURTADO cf	3	0	0	0	0	0	0	1	0	0	0	0	0	2	0	1	0	1	0	0
FISS rf	4	1	2	1	0	0	0	0	1	0	0	0	0	0	0	0	0	2	0	0
BICET p	0	0	0	0	0	0	0	0	0	0	0	0	0	0	0	0	0	0	1	0
GARCIA J. p	0	0	0	0	0	0	0	0	0	0	0	0	0	0	0	0	0	0	1	0
Totals.....	34	4	10	4	2	0	1	3	1	0	0	0	0	4	0	2	0	27	15	2

CHINESE TAIPEI	IP	H	R	ER	BB	SO	WP	HB	BK	IBB	SH	SF	CI	2B	3B	HR	AB	BF	FO	GO	NP
WANG T.	4.2	6	2	2	2	2	0	0	0	0	0	0	0	1	0	1	19	21	2	9	66
LU L,0-1	3.0	3	2	1	1	2	0	0	0	0	0	0	0	1	0	0	13	14	5	2	51
LIN W.	0.1	1	0	0	0	0	0	0	0	0	0	0	0	0	0	0	2	2	0	1	4

CUBA	IP	H	R	ER	BB	SO	WP	HB	BK	IBB	SH	SF	CI	2B	3B	HR	AB	BF	FO	GO	NP
BICET	7.0	5	3	3	2	3	0	0	1	0	0	0	0	0	0	0	27	29	7	11	87
GARCIA J. W,2-0	2.0	1	0	0	0	1	0	0	0	0	1	1	0	0	0	0	5	7	2	2	31

Umpires - HP: BERKVEN'S Winfried 1B: WATERINGEN v/d Roy 2B: PRIBYL Frantisek  
3B: GRONINGEN van Stenar Start: 13.30  
Scorers - DRUNEN van Jeanette, BERG vd Alex  
TC - BRANDSMA Johan  
Time: 2:28 Attendance:

Weather: cloudy  
Game notes:  
BICET faced 3 batters in the 8th.



# WORLD PORT TOURNAMENT



## Game Summary 14

	<b>Netherlands (NED) – Curacao (CUR)</b>	
--	--	--

Score by Innings	R	H	E
CURACAO.....	000	000	1 - 1 7 4
NETHERLANDS.....	831	340	X - 19 21 0

NETHERLANDS 19 (6-0), CURACAO 1 (2-4) - Composite Box Score  
Jul 24, 2015 at Rotterdam (Familiestadion)

### CURACAO 1 (2-4)

Player	AB	R	H	BI	2B	3B	HR	BB	SB	CS	HP	SH	SF	SO	IBB	KL	GDP	PO	A	E
GURP 2b	3	0	0	0	0	0	0	0	0	0	0	0	0	0	0	0	1	1	0	0
DORAN 2b	0	0	0	0	0	0	0	0	0	0	0	0	0	0	0	0	0	0	0	0
FECUNDA rf	3	0	0	0	0	0	0	0	0	0	0	0	0	2	0	0	0	4	0	0
MUJICA ss	3	0	2	0	0	0	0	0	0	0	0	0	0	0	0	0	0	0	4	3
SILVANIA 1b	3	0	1	0	0	0	0	0	0	0	0	0	0	0	0	0	0	5	0	0
LEGITO 3b	3	0	0	0	0	0	0	0	0	0	0	0	0	0	0	0	0	0	1	0
BALENTINA R. dh	3	0	1	0	0	0	0	0	0	0	0	0	0	0	0	0	0	0	0	0
ASCENCION lf	3	1	2	0	0	0	0	0	0	0	0	0	0	1	0	0	0	3	0	0
SNIJDERS c	1	0	0	0	0	0	0	1	0	0	0	0	0	0	0	0	0	1	0	1
MEYER c	1	0	1	1	1	0	0	0	0	0	0	0	0	0	0	0	0	0	0	0
CLEOFA cf	3	0	0	0	0	0	0	0	0	0	0	0	0	1	0	0	0	4	0	0
BROWN p	0	0	0	0	0	0	0	0	0	0	0	0	0	0	0	0	0	0	0	0
VELTKAMP p	0	0	0	0	0	0	0	0	0	0	0	0	0	0	0	0	0	0	0	0
HARIQUES p	0	0	0	0	0	0	0	0	0	0	0	0	0	0	0	0	0	0	0	0
MARTINA p	0	0	0	0	0	0	0	0	0	0	0	0	0	0	0	0	0	0	0	0
JAMANIKA p	0	0	0	0	0	0	0	0	0	0	0	0	0	0	0	0	0	0	0	0
Totals.....	26	1	7	1	1	0	0	1	0	0	0	0	0	4	0	0	1	18	5	4

### NETHERLANDS 19 (6-0)

Player	AB	R	H	BI	2B	3B	HR	BB	SB	CS	HP	SH	SF	SO	IBB	KL	GDP	PO	A	E
MOESQUIT 2b	2	2	1	3	0	0	0	0	0	0	1	0	1	0	0	0	0	1	2	0
URBANUS 2b	1	1	1	1	0	0	0	0	0	0	0	0	0	0	0	0	0	0	0	0
MEER ss	3	0	1	0	0	0	0	0	0	0	0	0	0	0	0	0	0	0	2	0
DUURSMA ss	1	1	1	2	0	0	0	0	0	0	1	0	0	0	0	0	0	0	3	0
ROMBLEY rf	3	2	3	3	0	0	0	0	0	0	0	0	2	0	0	0	0	2	0	0
BOEKHOUDT dh	3	1	1	2	1	0	0	2	0	0	0	0	0	0	0	0	0	0	0	0
KEMP 3b	5	1	1	1	0	0	0	0	1	0	0	0	0	1	0	0	0	1	1	0
DIAZ lf	5	2	2	1	0	0	0	0	1	0	0	0	0	0	0	0	0	1	0	0
LEONORA 1b	4	3	2	1	0	0	0	1	0	0	0	0	0	0	0	0	0	11	0	0
RICARDO c	4	3	3	2	0	0	0	0	0	0	0	0	0	0	0	0	0	4	0	0
CUBA ph/c	1	0	1	0	0	1	0	0	0	0	0	0	0	0	0	0	0	0	0	0
DAANTJI cf	3	2	3	1	0	0	0	0	1	0	0	0	0	0	0	0	0	1	0	0
LAMPE ph/cf	2	1	1	0	0	0	0	0	0	0	0	0	0	0	0	0	0	0	0	0
MARKWELL p	0	0	0	0	0	0	0	0	0	0	0	0	0	0	0	0	0	0	2	0
Totals.....	37	19	21	17	1	1	0	3	3	0	2	0	3	1	0	0	0	21	10	0

CURACAO	IP	H	R	ER	BB	SO	WP	HB	BK	IBB	SH	SF	CI	2B	3B	HR	AB	BF	FO	GO	NP
BROWN L,1-1	0.2	4	6	6	2	0	0	0	0	0	0	0	0	0	0	0	6	8	1	1	31
VELTKAMP	0.0	3	2	2	0	0	0	0	0	0	0	0	0	0	0	0	3	3	0	0	10
HARIQUES	0.2	3	3	1	0	1	0	0	0	0	0	0	0	0	0	0	6	6	1	0	24
MARTINA	2.0	5	4	4	1	0	1	2	0	0	0	2	0	1	0	0	9	14	4	2	37
JAMANIKA	2.2	6	4	4	0	0	0	0	0	0	0	1	0	0	1	0	13	14	5	3	41

NETHERLANDS	IP	H	R	ER	BB	SO	WP	HB	BK	IBB	SH	SF	CI	2B	3B	HR	AB	BF	FO	GO	NP
MARKWELL W,1-0	7.0	7	1	1	1	4	0	0	0	0	0	0	0	1	0	0	26	27	5	10	88

Umpires - HP: JANKOVIC Mojmir 1B: HEIJNINGEN van Henri 2B: BOSSCHAART Martijn  
 3B: STEIJGER Olav Start: 19:00  
 Scorers - SPETERS Francis, BERG vd Alex  
 TC - BRANDSMA Johan  
 Time: 2:22 Attendance:  
 Weather: sunny Game notes:  
 VELTKAMP faced 3 batters in the 1st.



# WORLD PORT TOURNAMENT



## Team's stats



### Chinese Taipei

TPE

Overall Statistics for CHINESE TAIPEI (as of Jul 24, 2015)  
(All games Sorted by Batting avg)

record: 1-4

Player	AVG	GP-GS	AB	R	H	2B	3B	HR	RBI	TB	SLG%	BB	HBP	SO	GDP	OB%	SF	SH	SB-ATT	PO	A	E	FLD%
7 HSIAO Po Ting....	.313	5-4	16	2	5	0	1	0	3	7	.438	0	0	1	1	.313	0	0	0-1	11	12	2	.920
98 LIN Han.....	.294	5-5	17	2	5	2	0	0	3	7	.412	3	0	2	0	.400	0	0	0-0	8	9	0	1.000
25 YANG Tai Chun....	.263	5-5	19	3	5	0	0	0	2	5	.263	2	1	4	1	.364	0	0	1-1	25	1	0	1.000
24 CHEN Chieh Hsien..	.250	5-5	16	2	4	0	0	0	2	4	.250	4	0	2	0	.400	0	0	0-1	7	0	0	1.000
81 SU Chih Chien....	.211	5-4	19	0	4	0	0	0	1	4	.211	0	0	4	0	.211	0	0	0-0	8	3	1	.917
65 TSAO Yu Ning.....	.211	5-5	19	2	4	0	1	0	1	6	.316	3	0	1	1	.318	0	1	1-1	15	1	0	1.000
62 CHEN Wei Chih....	.133	5-5	15	1	2	1	0	0	1	3	.200	3	0	3	0	.263	1	0	0-0	4	16	0	1.000
-----																							
49 HUANG Chia Wei....	.400	4-3	10	1	4	0	0	0	0	4	.400	0	0	2	0	.400	0	0	0-1	23	1	0	1.000
21 CHEN Yi Hung.....	.333	5-2	9	2	3	0	0	0	1	3	.333	2	0	0	1	.455	0	0	0-0	11	3	1	.933
29 LEE Tsung Hsien..	.000	4-3	8	0	0	0	0	0	1	0	.000	1	0	3	0	.100	1	0	0-0	6	1	1	.875
32 PAN Yen Ting.....	.000	5-1	6	0	0	0	0	0	0	0	.000	1	0	2	0	.143	0	1	0-1	1	2	0	1.000
26 LIN Tzu Chieh....	.000	4-1	6	0	0	0	0	0	0	0	.000	0	0	2	0	.000	0	2	0-0	2	1	0	1.000
2 KAN Ming Yen.....	.000	3-1	4	0	0	0	0	0	0	0	.000	2	0	1	0	.333	0	0	0-0	7	0	0	1.000
27 WU Sung Hsun.....	.000	3-1	4	1	0	0	0	0	0	0	.000	0	0	0	0	.000	0	0	0-0	7	2	0	1.000
Totals.....	.214	5-5	168	16	36	3	2	0	15	43	.256	21	1	27	4	.302	2	4	2-6	137	57	7	.965
Opponents.....	.281	5-5	178	22	50	6	1	2	20	64	.360	17	2	32	4	.343	4	2	8-10	141	62	7	.967

LOB - Team (43), Opp (48). DPs turned - Team (4), Opp (4). IBB - Team (0), Opp (1). Picked off - TSAO 1.

(All games Sorted by Earned run avg)

Player	ERA	W-L	APP	GS	CG	SHO/CBO	SV	IP	H	R	ER	BB	SO	2B	3B	HR	AB	B/Avg	WP	HBP	BK	SFA	SHA
15 LU Yen Ping.....	1.12	0-1	4	0	0	0/0	0	8.0	6	2	1	3	6	1	0	0	30	.200	0	0	0	0	0
55 WANG Tsung Hao...	3.72	0-0	2	2	0	0/0	0	9.2	12	4	4	4	7	2	0	1	36	.333	0	0	0	1	2
11 HUANG Yi Chih....	5.40	0-1	1	1	0	0/0	0	5.0	7	4	3	2	3	1	0	0	20	.350	1	0	0	1	0
16 WANG Yu Pu.....	7.20	0-1	2	1	0	0/0	0	5.0	8	5	4	4	7	1	1	0	22	.364	2	0	0	1	0
-----																							
60 HSU Kai Hsiang...	0.00	0-0	2	0	0	0/0	0	4.0	2	0	0	0	3	0	0	0	14	.143	0	1	0	0	0
58 WANG Hsiang Ying.	0.00	0-0	2	0	0	0/0	0	4.0	3	1	0	1	0	0	0	0	16	.188	0	1	0	0	0
72 PENG Shih Ying...	0.00	1-1	2	0	0	0/0	0	4.0	3	2	0	2	4	0	0	0	14	.214	0	0	0	1	0
22 LIN Wei Chih....	0.00	0-0	3	0	0	0/0	0	3.1	1	0	0	0	1	0	0	0	10	.100	0	0	0	0	0
17 TSAI Wei Fan.....	6.75	0-0	2	0	0	0/0	0	2.2	4	2	2	1	1	0	0	1	12	.333	0	0	0	0	0
19 HUANG Tzu Peng...	99.00	0-0	1	1	0	0/0	0	0.0	4	2	2	0	0	1	0	0	4	1.000	0	0	0	0	0
Totals.....	3.15	1-4	5	5	0	0/0	0	45.2	50	22	16	17	32	6	1	2	178	.281	3	2	0	4	2
Opponents.....	2.49	4-1	5	5	0	1/1	1	47.0	36	16	13	21	27	3	2	0	168	.214	1	1	4	2	4

PB - Team (0), Opp (1). Pickoffs - Team (0), Opp (1). SBA/ATT - HUANG C. (3-4), WU (2-3), KAN (3-3), LU (1-2), HUANG T. (2-2), HUANG Y. (2-2), WANG Y. (1-2), PENG (1-1), WANG H. (1-1).

(All games Sorted by Fielding pct)

Player	C	PO	A	E	FLD%	Dps	SBA	CSB	SBA%	PB	CI
25 YANG Tai Chun....	26	25	1	0	1.000	2	0	0	---	0	0
49 HUANG Chia Wei...	24	23	1	0	1.000	0	3	1	.750	0	0
62 CHEN Wei Chih....	20	4	16	0	1.000	1	0	0	---	0	0
98 LIN Han.....	17	8	9	0	1.000	1	0	0	---	0	0
65 TSAO Yu Ning.....	16	15	1	0	1.000	0	0	0	---	0	0
27 WU Sung Hsun....	9	7	2	0	1.000	0	2	1	.667	0	0
2 KAN Ming Yen.....	7	7	0	0	1.000	0	3	0	1.000	0	0
24 CHEN Chieh Hsien.	7	7	0	0	1.000	0	0	0	---	0	0
55 WANG Tsung Hao...	4	0	4	0	1.000	0	0	0	---	0	0
32 PAN Yen Ting....	3	1	2	0	1.000	0	0	0	---	0	0
26 LIN Tzu Chieh....	3	2	1	0	1.000	0	0	0	---	0	0
58 WANG Hsiang Ying.	2	1	1	0	1.000	1	1	0	1.000	0	0
72 PENG Shih Ying...	1	1	0	0	1.000	0	1	0	1.000	0	0
21 CHEN Yi Hung....	15	11	3	1	.933	2	0	0	---	0	0
7 HSIAO Po Ting....	25	11	12	2	.920	3	0	0	---	0	0
81 SU Chih Chien....	12	8	3	1	.917	2	0	0	---	0	0
29 LEE Tsung Hsien..	8	6	1	1	.875	0	0	0	---	0	0
11 HUANG Yi Chih....	2	0	0	2	.000	0	2	0	1.000	0	0
19 HUANG Tzu Peng...	0	0	0	0	.000	0	2	0	1.000	0	0
15 LU Yen Ping.....	0	0	0	0	.000	0	1	1	.500	0	0
17 TSAI Wei Fan.....	0	0	0	0	.000	0	0	0	---	0	0
22 LIN Wei Chih....	0	0	0	0	.000	0	0	0	---	0	0
16 WANG Yu Pu.....	0	0	0	0	.000	0	1	1	.500	0	0
60 HSU Kai Hsiang...	0	0	0	0	.000	0	0	0	---	0	0
Totals.....	201	137	57	7	.965	4	8	2	.800	0	0
Opponents.....	210	141	62	7	.967	4	2	4	.333	1	0

Hitting minimums - 1 Games 2.7 TPA/Game  
Pitching minimums - 1 Games 1.0 IP/Game



# WORLD PORT TOURNAMENT



## Team's stats

	<b>Cuba</b>	<b>CUB</b>
---	-------------	------------

Overall Statistics for CUBA (as of Jul 24, 2015)  
(All games Sorted by Batting avg)

record: 4-2

Player	AVG	GP-GS	AB	R	H	2B	3B	HR	RBI	TB	SLG%	BB	HBP	SO	GDP	OB%	SF	SH	SB-ATT	PO	A	E	FLD%
41 SANTOYA Yasiel...	.565	5-5	23	6	13	3	0	1	5	19	.826	2	0	0	0	.600	0	0	0-1	12	0	1	.923
47 GRACIAL Yurisbel..	.464	6-6	28	7	13	5	0	1	8	21	.750	2	0	0	2	.484	1	0	3-3	4	16	3	.870
31 VAZQUES Osvaldo...	.435	6-6	23	6	10	1	0	3	12	20	.870	5	0	5	0	.517	1	0	1-1	29	6	1	.972
91 GURRIEL Lourdes Y	.367	6-5	30	7	11	2	0	0	2	13	.433	2	0	5	0	.406	0	0	3-3	19	13	3	.914
80 SAMON Yordanis...	.269	6-5	26	2	7	0	0	0	4	7	.269	0	0	1	0	.269	0	0	0-1	6	0	0	1.000
18 FISS Yoelvis.....	.250	6-5	24	2	6	0	0	0	2	6	.250	0	0	1	3	.250	0	0	2-2	9	0	0	1.000
53 BORRERO Ariel.....	.167	6-6	18	2	3	1	0	0	0	4	.222	4	0	3	0	.318	0	0	1-1	50	4	1	.982
83 HURTADO Reutilio..	.120	6-5	25	2	3	0	0	0	2	3	.120	2	0	4	0	.185	0	0	0-0	8	0	0	1.000
57 PENA Olber.....	.800	2-1	5	1	4	0	0	0	0	4	.800	1	0	0	0	.833	0	0	0-0	6	0	0	1.000
21 BARCELAN Jose L..	.462	5-4	13	3	6	0	0	0	1	6	.462	1	1	0	1	.533	0	0	0-1	4	7	0	1.000
33 SARDUY Andy.....	.400	2-1	5	1	2	1	0	0	1	3	.600	0	0	0	0	.400	0	0	0-0	2	5	1	.875
29 GALVEZ Dainier...	.273	5-4	11	2	3	1	0	0	1	4	.364	0	2	2	0	.385	0	2	0-0	13	7	1	.952
46 MORENO Adrian....	.000	4-0	4	1	0	0	0	0	0	0	.000	2	0	1	0	.333	0	0	0-0	1	4	0	1.000
63 RAJIV Adrian.....	.000	1-0	0	1	0	0	0	0	0	0	.000	0	0	0	0	.000	0	0	0-0	0	0	0	.000
COURRIEL.....	.000	1-1	0	0	0	0	0	0	0	0	.000	0	0	0	0	.000	0	0	0-0	0	0	0	.000
Totals.....	.345	6-6	235	43	81	14	0	5	38	110	.468	21	3	22	6	.402	2	2	10-13	165	76	12	.953
Opponents.....	.258	6-6	213	37	55	9	7	1	29	81	.380	21	2	37	4	.326	3	5	5-7	162	77	11	.956

LOB - Team (60), Opp (44). DPs turned - Team (4), Opp (7). IBB - Team (2), VAZQUES 1, GURRIEL 1, Opp (3). Picked off - SAMON 1, BARCELAN 1.

(All games Sorted by Earned run avg)

Player	ERA	W-L	APP	GS	CG	SHO/CBO	SV	IP	H	R	ER	BB	SO	2B	3B	HR	AB	B/Avg	WP	HBP	BK	SFA	SHA
28 MONTIETH Frank...	0.00	0-0	1	1	0	0/0	0	6.0	1	2	0	3	5	0	0	0	20	.050	0	0	1	0	0
61 MARTINEZ Jonder..	3.00	1-1	2	2	0	0/0	0	9.0	8	4	3	3	4	1	2	0	35	.229	0	0	0	0	0
65 BICET Alberto....	3.86	0-0	3	1	0	0/0	0	11.2	14	6	5	4	6	1	0	0	47	.298	1	0	3	0	0
51 CRUZ Yoalkis.....	5.40	0-0	2	1	0	0/0	0	6.2	7	5	4	0	6	2	0	1	27	.259	0	0	1	0	1
16 GARCIA Jose Angel	0.00	2-0	2	0	0	0/0	0	5.0	3	1	0	2	4	0	0	0	16	.188	1	0	0	1	1
50 LAHERA Miguel....	3.38	0-0	3	0	0	0/0	1	2.2	3	1	1	1	1	2	0	0	11	.273	0	0	0	0	0
49 LICOR Ramon.....	3.86	0-0	3	1	0	0/0	0	2.1	2	3	1	2	3	0	0	0	11	.182	0	0	0	0	1
19 AGUILERA Danny...	5.79	1-1	3	0	0	0/0	0	4.2	4	3	3	1	3	0	1	0	17	.235	0	0	0	1	0
63 RAJIV Adrian.....	11.57	0-0	3	0	0	0/0	0	2.1	5	4	3	1	2	1	1	0	11	.455	0	1	1	0	0
70 RABI Yadir.....	13.50	0-0	4	0	0	0/0	0	2.0	4	3	3	1	1	2	0	0	9	.444	0	0	0	1	0
48 HECHAVARRIA Yadie	16.88	0-0	4	0	0	0/0	0	2.2	4	5	5	3	2	0	3	0	9	.444	0	1	0	0	2
Totals.....	4.58	4-2	6	6	0	0/0	1	55.0	55	37	28	21	37	9	7	1	213	.258	2	2	6	3	5
Opponents.....	6.00	2-4	6	6	0	0/0	0	54.0	81	43	36	21	22	14	0	5	235	.345	3	3	3	2	2

PB - Team (5), VAZQUES 5, Opp (1). Pickoffs - Team (3), BICET 2, VAZQUES 1, Opp (2). SBA/ATT - VAZQUES (5-6), BICET (2-3), HECHAVARRIA (2-2), AGUILERA (1-1), MARTINEZ (0-1).

(All games Sorted by Fielding pct)

Player	C	PO	A	E	FLD%	Dps	SBA	CSB	SBA%	PB	CI
21 BARCELAN Jose L..	11	4	7	0	1.000	1	0	0	---	0	0
18 FISS Yoelvis.....	9	9	0	0	1.000	0	0	0	---	0	0
83 HURTADO Reutilio..	8	8	0	0	1.000	0	0	0	---	0	0
57 PENA Olber.....	6	6	0	0	1.000	0	0	0	---	0	0
80 SAMON Yordanis...	6	6	0	0	1.000	0	0	0	---	0	0
46 MORENO Adrian....	5	1	4	0	1.000	1	0	0	---	0	0
65 BICET Alberto....	5	1	4	0	1.000	0	2	1	.667	0	0
19 AGUILERA Danny...	3	0	3	0	1.000	0	1	0	1.000	0	0
61 MARTINEZ Jonder..	3	1	2	0	1.000	0	0	1	.000	0	0
16 GARCIA Jose Angel	2	0	2	0	1.000	0	0	0	---	0	0
49 LICOR Ramon.....	1	0	1	0	1.000	0	0	0	---	0	0
50 LAHERA Miguel....	1	0	1	0	1.000	0	0	0	---	0	0
53 BORRERO Ariel....	55	50	4	1	.982	4	0	0	---	0	0
31 VAZQUES Osvaldo..	36	29	6	1	.972	0	5	1	.833	5	0
29 GALVEZ Dainier...	21	13	7	1	.952	0	0	0	---	0	0
41 SANTOYA Yasiel...	13	12	0	1	.923	0	0	0	---	0	0
91 GURRIEL Lourdes Y	35	19	13	3	.914	3	0	0	---	0	0
33 SARDUY Andy.....	8	2	5	1	.875	0	0	0	---	0	0
47 GRACIAL Yurisbel..	23	4	16	3	.870	0	0	0	---	0	0
28 MONTIETH Frank...	2	0	1	1	.500	0	0	0	---	0	0
63 RAJIV Adrian.....	0	0	0	0	.000	0	0	0	---	0	0
COURRIEL.....	0	0	0	0	.000	0	0	0	---	0	0
51 CRUZ Yoalkis.....	0	0	0	0	.000	0	0	0	---	0	0
48 HECHAVARRIA Yadie	0	0	0	0	.000	0	2	0	1.000	0	0
70 RABI Yadir.....	0	0	0	0	.000	0	0	0	---	0	0
Totals.....	253	165	76	12	.953	4	5	2	.714	5	0
Opponents.....	250	162	77	11	.956	7	10	3	.769	1	0

Hitting minimums - 1 Games 2.7 TPA/Game  
Pitching minimums - 1 Games 1.0 IP/Game



# WORLD PORT TOURNAMENT



## Team's stats

	<b>Curacao</b>	<b>CUR</b>
---	----------------	------------

Overall Statistics for CURACAO (as of Jul 24, 2015)  
(All games Sorted by Batting avg)

record: 2-4

Player	AVG	GP-GS	AB	R	H	2B	3B	HR	RBI	TB	SLG%	BB	HBP	SO	GDP	OB%	SF	SH	SB-ATT	PO	A	E	FLD%
31 SILVANIA Kelvin..	.500	6-5	16	2	8	1	0	0	5	9	.563	3	0	1	0	.550	1	0	1-1	27	0	1	.964
10 MUJICA Shurendell	.350	6-5	20	6	7	0	0	0	0	7	.350	3	0	2	0	.435	0	0	2-2	4	18	4	.846
3 FECUNDA Reyhan...	.333	5-4	18	3	6	1	0	0	2	7	.389	0	0	3	1	.333	0	0	1-1	18	0	0	1.000
11 GURP Raywendley v	.321	6-6	28	3	9	1	1	0	6	12	.429	0	0	2	2	.321	0	0	2-2	2	3	0	1.000
30 LEGITO Raily.....	.294	5-4	17	3	5	2	0	0	2	7	.412	0	0	1	0	.294	0	0	0-0	2	7	3	.750
9 CLEOFA Rojean....	.238	6-6	21	2	5	2	0	1	6	10	.476	1	0	6	1	.261	1	0	1-2	23	2	0	1.000
18 ASCENCION Quincy.	.364	5-3	11	5	4	1	0	0	2	5	.455	2	0	1	0	.462	0	0	1-1	7	0	0	1.000
45 GREGORIUS Johanne	.308	4-4	13	4	4	1	1	0	2	7	.538	1	0	0	0	.357	0	0	0-0	8	7	1	.938
19 BALENTINA Ramiro.	.214	6-5	14	0	3	0	1	0	1	5	.357	0	0	1	1	.214	0	0	0-0	10	4	0	1.000
23 MEYER Edinho.....	.182	5-3	11	2	2	1	0	0	1	3	.273	1	0	2	1	.250	0	1	0-0	14	2	1	.941
7 SNIJDERS Ulrich..	.167	5-3	12	4	2	1	0	0	1	3	.250	3	0	4	0	.333	0	0	0-0	11	2	4	.765
24 DORAN Curtney....	.125	4-2	8	0	1	0	0	0	0	1	.125	0	0	5	0	.125	0	0	0-0	4	2	0	1.000
22 ISABELLA Raydel..	.000	3-3	5	0	0	0	0	0	0	0	.000	0	0	4	0	.000	0	1	0-0	4	9	0	1.000
13 JOUBERT Djionny..	.000	2-1	2	0	0	0	0	0	0	0	.000	0	0	1	0	.000	0	0	0-0	10	0	1	.909
5 BROWN Marvin.....	.000	1-0	0	0	0	0	0	0	0	0	.000	0	0	0	0	.000	0	0	0-0	0	0	0	.000
Totals.....	.286	6-6	196	34	56	11	3	1	28	76	.388	14	0	33	6	.330	2	2	8-9	144	58	15	.931
Opponents.....	.363	6-6	212	57	77	8	2	0	46	89	.420	30	7	16	2	.451	4	8	8-10	150	61	8	.963

LOB - Team (30), Opp (60). DPs turned - Team (2), Opp (7). IBB - Team (0), Opp (3). Picked off - MUJICA 1.

(All games Sorted by Earned run avg)

Player	ERA	W-L	APP	GS	CG	SHO/CBO	SV	IP	H	R	ER	BB	SO	2B	3B	HR	AB	B/Avg	WP	HBP	BK	SFA	SHA
22 ISABELLA Raydel..	2.84	1-1	2	2	0	0/0	0	12.2	13	11	4	4	3	3	0	0	51	.255	1	1	1	0	3
2 ANTERSIYN Sherwen	0.00	0-0	2	0	0	0/1	0	4.1	3	0	0	3	5	0	0	0	15	.200	1	1	0	0	1
44 BALENTINA Jonatha	0.00	0-0	2	0	0	0/1	0	1.1	2	0	0	1	1	0	0	0	6	.333	0	0	1	0	0
42 ALBERTUS Rodienne	3.38	0-0	1	1	0	0/0	0	5.1	9	3	2	4	0	1	0	0	22	.409	0	0	2	0	1
21 EUSTATIUS Roderic	4.50	0-0	1	0	0	0/0	0	2.0	1	1	1	1	1	0	0	0	7	.143	0	0	0	0	0
5 BROWN Marvin.....	9.53	1-1	2	2	0	0/1	0	5.2	9	6	6	7	1	1	0	0	25	.360	1	1	1	0	0
12 MARTIS Evenon....	9.82	0-1	3	0	0	0/1	0	3.2	6	5	4	0	2	0	0	0	17	.353	0	1	1	0	0
4 JAMANIKA Ramses..	11.57	0-0	4	0	0	0/0	0	4.2	8	6	6	2	0	2	1	0	21	.381	0	0	0	1	0
20 HARIQUES Claysand	11.57	0-0	2	0	0	0/0	0	2.1	8	7	3	1	2	0	0	0	16	.500	0	0	0	1	0
27 VELTKAMP Nick....	21.00	0-1	2	1	0	0/0	0	3.0	7	8	7	3	1	0	1	0	15	.467	1	1	0	0	2
14 MARTINA Richene..	30.00	0-0	3	0	0	0/0	0	3.0	11	10	10	4	0	1	0	0	17	.647	2	2	0	0	2
Totals.....	8.06	2-4	6	6	0	1/1	0	48.0	77	57	43	30	16	8	2	0	212	.363	6	7	6	4	8
Opponents.....	5.40	4-2	6	6	2	0/0	0	50.0	56	34	30	14	33	11	3	1	196	.286	6	0	1	2	2

PB - Team (3), BALENTINA R. 3, Opp (4). Pickoffs - Team (0), Opp (1). SBA/ATT - SNIJDERS (5-5), BALENTINA R. (3-5), BROWN (2-3), VELTKAMP (2-2), EUSTATIUS (1-1), ALBERTUS (1-1), MARTINA (1-1), ANTERSIYN (0-1), JAMANIKA (1-1).

(All games Sorted by Fielding pct)

Player	C	PO	A	E	FLD%	Dps	SBA	CSB	SBA%	PB	CI
9 CLEOFA Rojean....	25	23	2	0	1.000	0	0	0	---	0	0
3 FECUNDA Reyhan...	18	18	0	0	1.000	0	0	0	---	0	0
19 BALENTINA Ramiro.	14	10	4	0	1.000	0	3	2	.600	3	0
22 ISABELLA Raydel..	13	4	9	0	1.000	2	0	0	---	0	0
18 ASCENCION Quincy.	7	7	0	0	1.000	0	0	0	---	0	0
24 DORAN Curtney....	6	4	2	0	1.000	0	0	0	---	0	0
11 GURP Raywendley v	5	2	3	0	1.000	0	0	0	---	0	0
42 ALBERTUS Rodienne	1	0	1	0	1.000	0	1	0	1.000	0	0
4 JAMANIKA Ramses..	1	0	1	0	1.000	0	1	0	1.000	0	0
31 SILVANIA Kelvin..	28	27	0	1	.964	0	0	0	---	0	0
23 MEYER Edinho.....	17	14	2	1	.941	2	0	0	---	0	0
45 GREGORIUS Johanne	16	8	7	1	.938	0	0	0	---	0	0
13 JOUBERT Djionny..	11	10	0	1	.909	0	0	0	---	0	0
10 MUJICA Shurendell	26	4	18	4	.846	2	0	0	---	0	0
7 SNIJDERS Ulrich..	17	11	2	4	.765	0	5	0	1.000	0	0
30 LEGITO Raily.....	12	2	7	3	.750	0	0	0	---	0	0
20 HARIQUES Claysand	0	0	0	0	.000	0	0	0	---	0	0
2 ANTERSIYN Sherwen	0	0	0	0	.000	0	0	1	.000	0	0
21 EUSTATIUS Roderic	0	0	0	0	.000	0	1	0	1.000	0	0
27 VELTKAMP Nick....	0	0	0	0	.000	0	2	0	1.000	0	0
5 BROWN Marvin.....	0	0	0	0	.000	0	2	1	.667	0	0
14 MARTINA Richene..	0	0	0	0	.000	0	1	0	1.000	0	0
12 MARTIS Evenon....	0	0	0	0	.000	0	0	0	---	0	0
44 BALENTINA Jonatha	0	0	0	0	.000	0	0	0	---	0	0
Totals.....	217	144	58	15	.931	2	8	2	.800	3	0
Opponents.....	219	150	61	8	.963	7	8	1	.889	4	0

Hitting minimums - 1 Games 2.7 TPA/Game  
Pitching minimums - 1 Games 1.0 IP/Game



# WORLD PORT TOURNAMENT



## Team's stats

	<b>Japan</b>	<b>JPN</b>
---	--------------	------------

Overall Statistics for JAPAN (as of Jul 23, 2015)  
(All games Sorted by Batting avg)

record: 1-4

Player	AVG	GP-GS	AB	R	H	2B	3B	HR	RBI	TB	SLG%	BB	HBP	SO	GDP	OB%	SF	SH	SB-ATT	PO	A	E	FLD%
24 UEDA Teppei.....	.500	5-4	18	5	9	2	2	0	4	15	.833	2	0	3	0	.550	0	0	0-0	13	2	1	.938
27 HATA Ryosuke.....	.357	4-3	14	2	5	0	0	0	0	5	.357	0	1	2	1	.400	0	0	0-1	0	0	0	.000
23 KATADA Keitaro...	.294	5-5	17	3	5	0	0	0	3	5	.294	2	0	2	0	.368	0	2	1-2	16	0	1	.941
10 KIMURA Yuki.....	.286	4-4	14	2	4	0	0	0	2	4	.286	2	0	3	0	.375	0	0	0-0	22	5	1	.964
5 MITSUYA Hiromasa..	.278	4-4	18	1	5	0	0	0	2	5	.278	1	0	2	0	.316	0	0	0-1	8	0	1	.889
6 SHONO Yuto.....	.250	4-4	16	2	4	1	0	0	3	5	.313	2	0	5	0	.333	0	0	0-0	2	4	1	.857
7 TAMURA Tsuyoshi..	.235	5-4	17	1	4	1	0	0	2	5	.294	0	0	3	0	.222	1	1	0-0	7	14	1	.955
1 KIDOJI Kazuki....	.231	4-4	13	3	3	0	1	0	3	5	.385	2	0	5	0	.333	0	1	0-0	8	8	1	.941
2 KONAKA Yuhei.....	.429	4-3	7	4	3	0	0	0	1	3	.429	1	1	0	0	.556	0	2	3-3	6	0	0	1.000
9 NATSUMI Hiroki...	.400	3-1	5	2	2	0	0	0	0	2	.400	1	0	0	0	.500	0	0	2-2	3	5	0	1.000
20 SAWADA Masatoshi..	.333	2-2	6	0	2	0	0	0	0	2	.333	0	0	2	0	.333	0	0	0-0	3	0	0	1.000
26 KATO Takaya.....	.250	1-1	4	1	1	0	0	0	0	1	.250	0	0	1	0	.250	0	0	1-1	1	4	1	.833
3 YAMAMOTO Shusaku..	.167	3-1	6	0	1	0	0	0	0	1	.167	1	0	2	0	.286	0	0	0-0	2	0	0	1.000
25 HARADA Kazuma....	.000	3-3	8	1	0	0	0	0	0	0	.000	0	1	1	0	.111	0	1	0-0	20	2	0	1.000
39 OHSUGI Yuto.....	.000	3-1	5	0	0	0	0	0	0	0	.000	0	0	0	0	.000	0	0	0-0	5	0	0	1.000
8 SHIBUMURA Ryosuke	.000	3-1	4	0	0	0	0	0	0	0	.000	0	0	2	1	.000	0	1	0-0	13	2	0	1.000
Totals.....	.279	5-5	172	27	48	4	3	0	20	58	.337	14	3	33	2	.342	1	8	7-10	131	55	9	.954
Opponents.....	.306	5-5	186	37	57	8	3	2	34	77	.414	21	0	28	3	.375	1	3	10-11	132	55	10	.949

LOB - Team (41), Opp (45). DPs turned - Team (4), Opp (2). IBB - Team (1), KATADA 1. Picked off - HATA 1, KIMURA 1, SAWADA 1.

(All games Sorted by Earned run avg)

Player	ERA	W-L	APP	GS	CG	SHO/CBO	SV	IP	H	R	ER	BB	SO	2B	3B	HR	AB	B/Avg	WP	HBP	BK	SFA	SHA
15 TAMURA Ryotaro...	0.00	0-0	2	0	0	0/0	0	6.2	4	0	0	1	3	0	0	0	25	.160	0	0	0	0	1
11 MONZEN Yuta.....	5.87	0-1	1	1	0	0/0	0	7.2	9	6	5	3	0	1	0	32	.281	0	0	0	0	0	1
18 YOZA Kento.....	6.30	1-0	3	1	1	0/0	0	10.0	11	9	7	7	8	2	0	41	.268	3	0	0	0	0	0
14 YAMAMOTO Tatsuya..	8.59	0-1	2	2	0	0/0	0	7.1	13	8	7	2	1	2	0	32	.406	0	0	0	0	1	1
21 SAKAMOTO Ryusei..	9.53	0-2	3	0	0	0/0	0	5.2	10	8	6	0	4	3	1	26	.385	1	0	0	0	1	0
17 NAKAGAWA Kazuto..	0.00	0-0	1	1	0	0/0	0	4.1	4	1	0	4	8	0	0	18	.222	3	0	0	0	0	0
19 HATTORI Ryohsuke..	0.00	0-0	2	0	0	0/0	0	1.0	1	0	0	3	0	1	0	4	.250	0	0	0	0	0	0
16 OTA Makoto.....	45.00	0-0	2	0	0	0/0	0	1.0	5	5	5	1	1	0	8	.625	0	0	0	0	0	0	0
Totals.....	6.18	1-4	5	5	1	0/0	0	43.2	57	37	30	21	28	8	3	2	186	.306	7	0	0	1	3
Opponents.....	3.48	4-1	5	5	0	0/0	0	44.0	48	27	17	14	33	4	3	0	172	.279	3	3	1	1	8

PB - Team (6), KIMURA 6, Opp (3). Pickoffs - Team (0), Opp (3). SBA/ATT - KIMURA (10-11), YOZA (5-6), TAMURA R. (4-4), SAKAMOTO (1-1).

(All games Sorted by Fielding pct)

Player	C	PO	A	E	FLD%	Dps	SBA	CSB	SBA%	PB	CI
25 HARADA Kazuma....	22	20	2	0	1.000	2	0	0	---	0	0
8 SHIBUMURA Ryosuke	15	13	2	0	1.000	1	0	0	---	0	0
9 NATSUMI Hiroki...	8	3	5	0	1.000	1	0	0	---	0	0
2 KONAKA Yuhei.....	6	6	0	0	1.000	0	0	0	---	0	0
39 OHSUGI Yuto.....	5	5	0	0	1.000	0	0	0	---	0	0
20 SAWADA Masatoshi..	3	3	0	0	1.000	0	0	0	---	0	0
11 MONZEN Yuta.....	2	1	1	0	1.000	0	0	0	---	0	0
21 SAKAMOTO Ryusei..	2	0	2	0	1.000	0	1	0	1.000	0	0
3 YAMAMOTO Shusaku..	2	2	0	0	1.000	0	0	0	---	0	0
14 YAMAMOTO Tatsuya..	2	0	2	0	1.000	0	0	0	---	0	0
18 YOZA Kento.....	1	0	1	0	1.000	1	5	1	.833	0	0
10 KIMURA Yuki.....	28	22	5	1	.964	0	10	1	.909	6	0
7 TAMURA Tsuyoshi..	22	7	14	1	.955	3	0	0	---	0	0
1 KIDOJI Kazuki....	17	8	8	1	.941	1	0	0	---	0	0
23 KATADA Keitaro...	17	16	0	1	.941	0	0	0	---	0	0
24 UEDA Teppei.....	16	13	2	1	.938	1	0	0	---	0	0
5 MITSUYA Hiromasa..	9	8	0	1	.889	0	0	0	---	0	0
6 SHONO Yuto.....	7	2	4	1	.857	0	0	0	---	0	0
26 KATO Takaya.....	6	1	4	1	.833	1	0	0	---	0	0
15 TAMURA Ryotaro...	5	1	3	1	.800	0	4	0	1.000	0	0
19 HATTORI Ryohsuke..	0	0	0	0	.000	0	0	0	---	0	0
17 NAKAGAWA Kazuto..	0	0	0	0	.000	0	0	0	---	0	0
16 OTA Makoto.....	0	0	0	0	.000	0	0	0	---	0	0
27 HATA Ryosuke.....	0	0	0	0	.000	0	0	0	---	0	0
Totals.....	195	131	55	9	.954	4	10	1	.909	6	0
Opponents.....	197	132	55	10	.949	2	7	3	.700	3	0

Hitting minimums - 1 Games 2.7 TPA/Game  
Pitching minimums - 1 Games 1.0 IP/Game





# WORLD PORT TOURNAMENT



## Team's stats

	<b>Netherlands</b>	<b>NED</b>
--	--------------------	------------

Overall Statistics for NETHERLANDS (as of Jul 24, 2015)  
(All games Sorted by Batting avg)

record: 6-0

Player	AVG	GP-GS	AB	R	H	2B	3B	HR	RBI	TB	SLG%	BB	HBP	SO	GDP	OB%	SF	SH	SB-ATT	PO	A	E	FLD%
23 DAANTJI Shaldimar	.500	6-6	22	4	11	2	0	0	4	13	.591	1	0	5	0	.522	0	1	1-1	19	0	0	1.000
22 MOESQUIT Kevin...	.438	5-5	16	6	7	2	0	1	8	12	.750	4	1	0	0	.545	1	0	0-0	11	13	0	1.000
21 CUBA Quintin de...	.412	6-4	17	4	7	1	1	0	5	10	.588	3	0	1	0	.476	1	0	1-1	32	3	0	1.000
32 DIAZ Christian...	.381	6-5	21	6	8	0	0	0	1	8	.381	1	0	2	1	.409	0	0	1-1	10	0	0	1.000
7 KEMP Dwayne.....	.278	5-4	18	6	5	2	2	0	5	11	.611	3	0	3	0	.381	0	0	1-1	1	5	4	.600
16 MEER Stijn van de	.269	6-6	26	4	7	2	0	0	2	9	.346	1	0	3	0	.296	0	1	0-0	9	17	1	.963
27 ROMBLEY Danny...	.261	6-5	23	4	6	0	0	0	7	6	.261	1	0	2	1	.250	4	0	1-1	10	0	1	.909
12 RICARDO Dashenko.	.250	5-5	20	6	5	0	1	0	7	7	.350	2	0	4	0	.304	1	0	0-0	26	1	1	.964
18 LAMPE Gilmer.....	.188	6-2	16	3	3	0	1	0	2	5	.313	2	1	1	0	.316	0	0	2-2	4	0	0	1.000
30 BOEKHOUDT Gianiso	.176	6-6	17	6	3	2	0	0	3	5	.294	11	0	6	0	.500	0	0	0-0	0	0	0	.000
-----																							
4 LEONORA Dudley...	.400	4-3	10	5	4	0	0	0	2	4	.400	2	1	0	1	.538	0	1	0-0	37	0	0	1.000
2 URBANUS Nick.....	.273	6-2	11	1	3	0	0	0	3	3	.273	0	1	0	0	.333	0	0	0-0	2	10	0	1.000
8 DUURSMA Michael..	.167	4-1	6	2	1	0	0	0	2	1	.167	1	1	3	0	.375	0	0	0-0	3	5	1	.889
Totals.....	.314	6-6	223	57	70	11	5	1	51	94	.422	32	5	30	3	.401	7	3	7-7	165	67	9	.963
Opponents.....	.254	6-6	205	24	52	12	0	2	23	70	.341	13	1	32	8	.299	2	1	3-7	157	58	16	.931

LOB - Team (60), Opp (37). DPs turned - Team (9), Opp (3). IBB - Team (4), CUBA 2, BOEKHOUDT 1, MOESQUIT 1.

(All games Sorted by Earned run avg)

Player	ERA	W-L	APP	GS	CG	SHO/CBO	SV	IP	H	R	ER	BB	SO	2B	3B	HR	AB	B/Avg	WP	HBP	BK	SFA	SHA
36 MARKWELL Diegomar	1.29	1-0	1	1	1	0/0	0	7.0	7	1	1	1	4	1	0	0	26	.269	0	0	0	0	0
33 KELLY Kevin.....	1.50	0-0	2	1	0	0/0	0	6.0	4	2	1	0	4	1	0	0	23	.174	0	0	0	0	0
19 CORDEMANS Rob....	3.38	0-0	1	1	0	0/0	0	8.0	5	4	3	6	1	0	0	28	.179	0	0	0	1	0	
20 BOLSENBROEK Mike.	4.91	1-0	2	1	0	0/0	0	7.1	6	4	4	3	4	2	0	0	29	.207	0	0	0	0	0
-----																							
35 CORNELISSE Bayron	0.00	1-0	3	0	0	0/0	0	3.2	0	0	0	1	4	0	0	0	11	.000	0	0	0	0	0
51 MIL Loek van.....	1.80	0-0	3	0	0	0/0	0	5.0	4	2	1	2	2	1	0	0	17	.235	0	0	0	0	0
3 DRIEL Berry van...	2.70	1-0	3	0	0	0/0	0	3.1	4	1	1	0	3	1	0	1	12	.333	1	0	0	0	0
26 PLOEGER Jim.....	3.38	1-0	3	0	0	0/0	0	2.2	4	2	1	0	1	0	0	11	.364	0	0	0	0	1	
13 HEYSTEK Kevin....	3.60	1-0	1	1	0	0/0	0	5.0	6	2	2	0	2	1	0	0	19	.316	0	0	0	0	0
40 YNYEMA Orlando...	5.40	0-0	1	1	0	0/0	0	5.0	9	3	3	1	0	3	0	1	20	.450	0	0	0	1	0
42 ASJES Arshwin....	13.50	0-0	3	0	0	0/0	0	2.0	3	3	3	2	2	0	0	0	9	.333	1	1	0	0	0
Totals.....	3.27	6-0	6	6	1	0/0	0	55.0	52	24	20	13	32	12	0	2	205	.254	2	1	0	2	1
Opponents.....	7.05	0-6	6	6	0	0/0	0	52.1	70	57	41	32	30	11	5	1	223	.314	7	5	3	7	3

PB - Team (1), CUBA 1, Opp (6). Pickoffs - Team (4), YNYEMA 2, MARKWELL 1, CORDEMANS 1. SBA/ATT - YNYEMA (1-3), RICARDO (2-3), CUBA (1-2), DRIEL (0-1), MIL (0-1), BOLSENBROEK (1-1), ASJES (1-1).

(All games Sorted by Fielding pct)

Player	C	PO	A	E	FLD%	Dps	SBA	CSB	SBA%	PB	CI
4 LEONORA Dudley...	37	37	0	0	1.000	3	0	0	---	0	0
21 CUBA Quintin de...	35	32	3	0	1.000	6	1	1	.500	1	0
22 MOESQUIT Kevin...	24	11	13	0	1.000	6	0	0	---	0	0
23 DAANTJI Shaldimar	19	19	0	0	1.000	0	0	0	---	0	0
2 URBANUS Nick.....	12	2	10	0	1.000	1	0	0	---	0	0
32 DIAZ Christian...	10	10	0	0	1.000	0	0	0	---	0	0
18 LAMPE Gilmer.....	4	4	0	0	1.000	0	0	0	---	0	0
19 CORDEMANS Rob....	3	0	3	0	1.000	0	0	0	---	0	0
40 YNYEMA Orlando...	2	0	2	0	1.000	0	1	2	.333	0	0
3 DRIEL Berry van...	2	1	1	0	1.000	1	0	1	.000	0	0
36 MARKWELL Diegomar	2	0	2	0	1.000	0	0	0	---	0	0
26 PLOEGER Jim.....	1	0	1	0	1.000	0	0	0	---	0	0
33 KELLY Kevin.....	1	0	1	0	1.000	0	0	0	---	0	0
13 HEYSTEK Kevin....	1	0	1	0	1.000	0	0	0	---	0	0
51 MIL Loek van.....	1	0	1	0	1.000	0	0	1	.000	0	0
20 BOLSENBROEK Mike.	1	0	1	0	1.000	0	1	0	1.000	0	0
12 RICARDO Dashenko.	28	26	1	1	.964	0	2	1	.667	0	0
16 MEER Stijn van de	27	9	17	1	.963	6	0	0	---	0	0
27 ROMBLEY Danny....	11	10	0	1	.909	0	0	0	---	0	0
8 DUURSMA Michael..	9	3	5	1	.889	0	0	0	---	0	0
7 KEMP Dwayne.....	10	1	5	4	.600	0	0	0	---	0	0
35 CORNELISSE Bayron	1	0	0	1	.000	0	0	0	---	0	0
42 ASJES Arshwin....	0	0	0	0	.000	0	1	0	1.000	0	0
30 BOEKHOUDT Gianiso	0	0	0	0	.000	0	0	0	---	0	0
Totals.....	241	165	67	9	.963	9	3	4	.429	1	0
Opponents.....	231	157	58	16	.931	3	7	0	1.000	6	0



Hitting minimums - 1 Games 2.7 TPA/Game  
Pitching minimums - 1 Games 1.0 IP/Game



## Technical Appointments

### Saturday July 25th

Game	At time	Venue	Field	Home team		Visiting team
15	13:30	Rotterdam	Familiestadion	Japan (JPN)	 	Chinese Taipei (TPE)
<b>Umpires:</b>	Roy v/d Wateringen		Stenar van Groningen		Frantisêk Pribyl	
	Winfried Berkvens					
<b>Scorers:</b>	Francis Speters		Jeanette van Drunen			
<b>T.C.:</b>	Johan Brandsma					

Game	At time	Venue	Field	Home team		Visiting team
16	19:00	Rotterdam	Familiestadion	Cuba (CUB)	 	Curacao (CUR)
<b>Umpires:</b>	Olav Steijger		Martijn Bosschaart		Henri van Heijningen	
	Mojmir Jankovic					
<b>Scorers:</b>	Alex van den Berg		Jeanette van Drunen			
<b>T.C.:</b>	Johan Brandsma					



## Abbreviations

HITTING		FIELDING	
2B	Doubles	A	Assists
3B	Triples	C	Chances
AB	At bats	CI	Catcher's interference
AVG	Batting average	CSB	Caught stealing by (pitcher and catcher)
BB	Base on balls	DPs	Double plays participated in
GPD	Grounded into double plays	E	Errors
GP / GS	Games played / Games started	FLD%	Fielding percentage
H	Base hits	PB	Passed balls (catcher)
HBP	Hit by pitch	PO	Putouts
HR	Home runs	SBA	Stolen bases allowed (pitcher and catcher)
IBB	Intentional base on balls	SBA%	Stolen bases against percentage (pitcher and catcher)
OB%	On base percentage		
R	Runs scored		
RBI	Runs batted in		
SB / ATT	Stolen bases / Stolen bases attempts		
SF	Sacrifice flies		
SH	Sacrifice hits		
SLG%	Slugging percentage		
SO	Strikeouts		
TB	Total bases		
PITCHING		ANALYSIS STATISTICS	
2B	Doubles allowed	vs Left	Avg against left-handed pitchers
3B	Triples allowed	vs Right	Avg against right-handed pitchers
AB	At bats	rch by leadoff	Avg when leading off an inning
APP / GS	Appearances / Game starts	with 2 outs	Avg when batting with 2 outs
B/Avg	Opponent batting average	w/runners on	Avg when batting with runners on base
BB	Base on balls allowed	w/bases empty	Avg when batting with bases empty
BF	Batters faced	RBI ops	Avg when batting with runners on 2nd or 3rd base
IBB	Intentional base on balls allowed	Gnd out	Number of ground outs (includes SACs, but not errors)
BK	Balk	Fly out	Number of fly outs (includes SFs, but not errors)
CG	Complete games	Fly / Gnd	Fly outs to ground outs ratio
ER	Earned runs allowed	pinch hitting	Avg as pinch hitter
ERA	Earned run average	with runners in scoring pos	Avg when batting with runners in scoring positions
FO	Fly outs	w/rnr on 3rd and LT 2 outs	Avg when batting with runner on third base and less than 2 outs
GO	Ground outs	with 2 outs	Avg when batting with 2 outs
H	Hits allowed	2 out rbi	Runs batted in with 2 outs
HBP	Hit by pitch	success advancing rnr	Success advancing runners
HR	Home runs allowed	#rnr adv w/out	Number of times batter made an out and advanced at least 1 runner
IP	Innings played	rnr lob	Number of runners left on base by last batter of inning
R	Runs allowed	rch err	Reach first base on error
SFA	Sacrifice flies allowed	rch fc	Reach first base on fielder's choice
SHA	Sacrifice hits allowed	kl	Strikeouts look
SHO/CHO	Shutouts / Combination shutouts		
SO	Strikeouts		
SV	Saves		
W/L	Wins/Losses		
WP	Wild pitches		